



**Medical University of Warsaw
Faculty of Medicine - English Division
61 Żwirki i Wigury Street
02-091 Warsaw, Poland**

[http:// www.wum.edu.pl/](http://www.wum.edu.pl/)

6th YEAR CURRICULUM

6-year program

Warsaw, 2021/2022

AUTHORITIES OF MEDICAL UNIVERSITY OF WARSAW – TERM 2020-2024

Rector – Professor Zbigniew Gaciong, MD, PhD

Vice Rector for Student Affairs and Education – Professor Marek Kuch, MD, PhD

Vice Rector for Science and Technology Transfer – Professor Piotr Pruszczyk, MD, PhD

Vice Rector for Human Resources – Professor Agnieszka Cudnoch-Jedrzejewska, MD, PhD

Vice Rector for Clinical Affairs and Investments – Professor Wojciech Lisik, MD, PhD

Vice Rector for International Relations, Development and Promotion – Professor Paweł Włodarski, MD, PhD

FACULTY AUTHORITIES OF MEDICAL UNIVERSITY OF WARSAW – TERM: 2020-2024

Faculty of Medicine – Professor Rafał Krenke MD, PhD

English Division – Faculty of Medicine – Assoc. Prof. Jacek Sieńko, MD, PhD.

DEAN'S OFFICE

Head of the Dean's Office – Magdalena Kawałczewska, MA

Student Administration Officer (1st, 2nd and 3rd -Year) – Aleksandra Chilecka

Student Administration Officer (4th, 5th, 6th -Year) – Justyna Szczepaniuk, MA

STUDENT'S GOVERNMENT REPRESENTATIVE:

President – Bartholomew Rzepa

Vice President – Jannush Nathan

Secretary – Mira Odeessa

Student Rights – Isabel Jaszewski

Treasurer – Chukwudum Igbokwe

Social Media – Olivia Gudziewski

Event Coordinator – Zoheir Boutaleb, Disha Keshwani

www: <https://edsgwum.wixsite.com/edsg>

CLASS REPRESENTATIVE:

Zuzanna Górna – 6 year

SCHEDULE – ACADEMIC YEAR 2021/2022

6-year program

WINTER SEMESTER – 01.10.2021 – 20.02.2022

STUDENT'S ACADEMIC CLASSES:	01.10.2021 – 19.12.2021
	03.01.2022 – 30.01.2022
WINTER HOLIDAYS:	20.12.2021 – 02.01.2022
EXAM SESSION:	31.01.2022 – 06.02.2022
DAYS OFF BETWEEN SEMESTER:	07.02.2022 – 13.02.2022
RETAKE EXAM SESSION:	14.02.2022 – 20.02.2022

SUMMER SEMESTER – 21.02.2022 – 30.09.2022

STUDENT'S ACADEMIC CLASSES:	21.02.2022 – 15.04.2022
	25.04.2022 – 12.06.2022
EASTER HOLIDAYS:	16.04.2022 – 24.04.2022
DAYS OFF BEFORE EXAM SESSION	13.06.2022 – 19.06.2022
EXAM SESSION:	20.06.2022 – 10.07.2022
SUMMER HOLIDAYS:	11.07.2022 – 28.08.2022
RETAKE EXAM SESSION:	29.08.2022 – 04.09.2022
SUMMER HOLIDAYS:	05.09.2022 – 30.09.2022

Curriculum of 6 th year of 6-year 2021/2022 ED program and the list of contents

6th year 2021_2022 programme of study for ED 6-year pr

Page	subject	form of credit	semester	Total no of hours	including				ECTS
					lecture	seminar	class	practical	
5	Internal Medicine-Cardiology	exam	1&2	90		15	75		6
10	Internal Medicine-Pulmonology		1&2	60		10	50		4
15	Internal Medicine-Endocrinology		1&2	30		5	25		2
20	Internal Medicine-Diabetology		1&2	30		5	25		2
25	Internal Medicine-Nephrology		1&2	30		5	25		2
30	Pediatrics	exam	1&2	120		40	80		8
36	Surgery	exam	1&2	120		20	100		8
41	Obstetrics and Gynecology	exam	1	60		10	50		4
46	Psychiatry	exam	1	60		10	50		4
52	Emergency Medicine	exam	1	60		10	50		4
63	Family Medicine	exam	1	60		10	50		4
	Specialty chosen by a student	credit	2	180		30	150		12
				900	0	170	730	0	60



Internal Medicine – Practical Cardiology

1. IMPRINT	
Academic Year	2021/2022
Department	Faculty of Medicine
Field of study	Medicine
Main scientific discipline <i>(in accord with appendix to the Regulation of Minister of Science and Higher education from 26th of July 2019)</i>	Medical Science
Study Profile <i>(general academic / practical)</i>	General academic
Level of studies <i>(1st level / 2nd level / uniform MSc)</i>	Uniform MSc
Form of studies	Full time studies
Type of module / course <i>(obligatory / non-compulsory)</i>	obligatory
Form of verification of learning outcomes <i>(exam / completion)</i>	exam
Educational Unit / Educational Units <i>(and address / addresses of unit / units)</i>	1st Department of Cardiology, 1A Banacha St., 02-097 Warsaw, POLAND

Head of Educational Unit / Heads of Educational Units	Prof. Grzegorz Opolski
Course coordinator (title, First Name, Last Name, contact)	Dr Michał Marchel, 22 599 19 58
Person responsible for syllabus (First name, Last Name and contact for the person to whom any objections concerning syllabus should be reported)	Dr Michał Marchel, 22 599 19 58
Teachers	Ewa Szczerba MD, Martyna Zaleska MD, Jakub Maksym MD, Agata Tymińska MD, Alla Adelkhanova MD, Krzysztof Ozierański MD PhD, Karol Zbroński MD, Łukasz Januszkiewicz MD PhD, Michał Peller MD PhD, Michał Marchel MD PhD

2. BASIC INFORMATION			
Year and semester of studies	6th year, 11. and 12th semester	Number of ECTS credits	6.00
FORMS OF CLASSES		Number of hours	ECTS credits calculation
Contacting hours with academic teacher			
Lecture (L)			
Seminar (S)		15	1
Classes (C)		75	4
e-learning (e-L)			
Practical classes (PC)			
Work placement (WP)			
Unassisted student's work			
Preparation for classes and completions		30	1

3. COURSE OBJECTIVES	
O1	Ability to diagnose and treat of common cardiovascular diseases as: ischemic heart diseases, valvular diseases, diseases of pericardium, endocardium and myocardium, acute and chronic heart failure, arterial hypertension primary and secondary, common diseases of artery and veins, pulmonary hypertension.

4. STANDARDS OF LEARNING – DETAILED DESCRIPTION OF EFFECTS OF LEARNING (*concerns fields of study regulated by the Regulation of Minister of Science and Higher Education from 26 of July 2019; does not apply to other fields of study*)

<p>Code and number of effect of learning in accordance with standards of learning (<i>in accordance with appendix to Regulation of Minister of Science and Higher education from 26th July 2019</i>)</p>	<p>E.W.7 E.U.1; E.U.3: E.U.13 E.U.12; E.U.16</p>
---	---

Knowledge – Graduate* knows and understands:

G.K1	Knowledge of etiology, symptoms, diagnostics and treatment of common cardiovascular diseases as: ischemic heart diseases, valvular diseases, diseases of pericardium, endocardium and myocardium, acute and chronic heart failure, arterial hypertension primary and secondary, common diseases of artery and veins, pulmonary hypertension.
G.K1/ E.W7 p.1	<p>Knowledge of reasons, symptoms, diagnostic and treatment procedures of the most frequent internal diseases and their complications in adult patients:</p> <p>1) circulatory system diseases, including coronary heart disease, heart defects, endocardium disease, cardiomyopathy, pericardium diseases, cardiac failure (acute and chronic), artery and vein diseases, hypertension: essential and secondary, pulmonary hypertension,</p>

Skills– Graduate* is able to:

G.S1	Skills: history taking and physical examination of patients with cardiovascular diseases, basic interpretation of electrocardiography, indication for visualization tests like echocardiography, computed tomography, magnetic resonance imaging and coronary angiography
G.S1/ E.U1	collect medical history from adult patients
G.S2/ E.U3	conduct a complete and targeted physical examination in adults;
G.S3/ E.U12	perform the differential diagnosis of the most common diseases in adults and children;
G.S4/ E.U13	assess and describe the patient’s somatic and psychological states;
G.S5/ E.U16	plan diagnostic, therapeutic and preventive treatment;

* In appendix to the Regulation of Minister of Science and Higher education from 26th of July 2019 „graduate”, not student is mentioned.

5. ADDITIONAL EFFECTS OF LEARNING (*non-compulsory*)

<p>Number of effect of learning</p>	<p>Effects of learning i time</p>
--	--

Knowledge – Graduate knows and understands:

K1	As above
----	----------

Skills– Graduate is able to:

S1	As above
----	----------

Social Competencies – Graduate is ready for:

SC1	As above
-----	----------

6. CLASSES

Form of class	Class contents	Effects of Learning
Seminars/e-learning/bedside classes	Signs and symptoms of cardiovascular diseases (K1, S1, C1)	E.W.7
Seminars/e-learning/bedside classes	Chest Pain (K1, S1, C1)	
Seminars/e-learning/bedside classes	Dyspnea (K1, S1, C1)	
Seminars/e-learning/bedside classes	Palpitations (K1, S1, C1)	
Seminars/e-learning/bedside classes	Syncope (K1, S1, C1)	
Seminars/e-learning/bedside classes	Cardiovascular Prevention (K1, S1, C1)	
Seminars/e-learning/bedside classes	Cardiovascular Pharmacotherapy (K1, S1, C1)	
Seminars/e-learning/bedside classes	Intensive Care (K1, S1, C1)	
Seminars/e-learning/bedside classes	Interventional Treatment (K1, S1, C1)	
Seminars/e-learning/bedside classes	Cardiosurgery (K1, S1, C1)	
Seminars/e-learning/bedside classes	ECG - the normal cases (K1, S1, C1)	
Seminars/e-learning/bedside classes	ECG - basic abnormalities (K1, S1, C1)	
Seminars/e-learning/bedside classes	ECG – ischaemia (K1, S1, C1)	
Seminars/e-learning/bedside classes	ECG – arrhythmias (K1, S1, C1)	
Seminars/e-learning/bedside classes	ECG – interpretation (K1, S1, C1)	

7. LITERATURE**Obligatory**

1. Eugene Braunwald, ed., Heart Disease. A Textbook of Cardiovascular Medicine, 10 edition, Philadelphia: W.B. Saunders Company, 2015.
2. John Camm, Thomas F. Lüscher, Patrick Serruys The ESC Textbook of Cardiovascular Medicine, OUP Oxford, 2009.
3. Brian P. Griffin Manual of Cardiovascular medicine, 4th edition, Lippincott Williams & Wilkins, 2013.
4. Guidelines of the European Society of Cardiology (<http://www.escardio.org/guidelines-surveys/esc-guidelines/Pages/GuidelinesList.aspx>)

Supplementary

8. VERIFYING THE EFFECT OF LEARNING

Code of the course effect of learning	Ways of verifying the effect of learning	Completion criterion
E.W.7	<i>Quiz in e-learning platform and oral credit</i>	<i>60% for quiz</i>

9. ADDITIONAL INFORMATION (*information essential for the course instructor that are not included in the other part of the course syllabus e.g. if the course is related to scientific research, detailed description of, information about the Science Club*)

Cardiology Club (contact: Michał Peller MD, PhD; michal.peller@wum.edu.pl)



Internal Medicine – Advanced Pulmonology

1. IMPRINT	
Academic Year	2021/22
Department	Faculty of Medicine
Field of study	Medicine
Main scientific discipline <i>(in accord with appendix to the Regulation of Minister of Science and Higher education from 26th of July 2019)</i>	Medical Science
Study Profile <i>(general academic / practical)</i>	General academic
Level of studies <i>(1st level /2nd level/ uniform MSc)</i>	Uniform MSc
Form of studies	Full time studies
Type of module / course <i>(obligatory / non-compulsory)</i>	Obligatory
Form of verification of learning outcomes <i>(exam / completion)</i>	Credit
Educational Unit / Educational Units <i>(and address / addresses of unit / units)</i>	3rd Department of Lung Diseases and Oncology, National Tuberculosis and Lung Diseases Research Institute 26 Płocka Str., 01-138 Warsaw, e-mail: 3klinika@igichp.edu.pl www: https://www.igichp.edu.pl/3-klinika-chorob-pluc/

Head of Educational Unit / Heads of Educational Units	Prof. Kazimierz ROSZKOWSKI-ŚLIŹ, e-mail: k.rozkowski@igichp.edu.pl
Course coordinator (title, First Name, Last Name, contact)	Janusz SZOPIŃSKI, MD, PhD, email: szopinski@tlen.pl, phone: 22 4312218
Person responsible for syllabus (First name, Last Name and contact for the person to whom any objections concerning syllabus should be reported)	Mateusz POLACZEK, MD, PhD, Janusz SZOPIŃSKI, Md, PhD
Teachers	Department's team

2. BASIC INFORMATION			
Year and semester of studies	6th year, 11th & 12th semester	Number of ECTS credits	4.00
FORMS OF CLASSES		Number of hours	ECTS credits calculation
Contacting hours with academic teacher			
Lecture (L)		-	
Seminar (S)		10	1
Classes (C)		50	2
e-learning (e-L)		-	
Practical classes (PC)		-	
Work placement (WP)		-	
Unassisted student's work			
Preparation for classes and completions		5	1

3. COURSE OBJECTIVES	
O1	<i>The aim of the course is to revise information learned during Pulmonology classes in 4th year and to elaborate on some specific issues. Classes are about: (i.) etiology and symptoms in pulmonology that are meet during work as general practitioner; (ii.) diagnostic procedures and tests used in pulmonology and interpretation of the results; (iii.) management of the most common pulmonary diseases; (iiii.) urgent cases in pulmonology and thoracic surgery.</i>

4. STANDARDS OF LEARNING – DETAILED DESCRIPTION OF EFFECTS OF LEARNING (concerns fields of study regulated by the Regulation of Minister of Science and Higher Education from 26 of July 2019; does not apply to other fields of study)

Code and number of effect of learning in accordance with standards of learning (in accordance with appendix to Regulation of Minister of Science and Higher education from 26th July 2019)	E.W7, E.W23, E.W32 E.W1 E.U1, E.U3, E.U12, E.U17, E.U24, E.U29, E.U30
--	---

Knowledge – Graduate* knows and understands:

G.K1/ E.W1	Student has the knowledge about causes and symptoms of lung diseases.
G.K2/ E.W7, 2	Student knows the theoretical basis for diagnostic test used in pulmonology.
G.K3	Students knows the basis of pharmacology in pulmonology.
G.K4	Student understands the role of thoracic surgery in diagnostic protocols.

Skills– Graduate* is able to:

G.S1/ E.U1	Mastering the theoretical knowledge of pulmonology. Practical exercises with patients: anamnesis, physical examination and discussion that additional studies are necessary to establish the diagnosis.
G.S2/ E.U3	Student extends the knowledge and masters their skills in the scope of pulmonology, student plans diagnostic procedures and therapeutic interventions.
G.S3	Student is able to conduct intervention in life threatening situations in pulmonology
E.U12	perform the differential diagnosis of the most common diseases in adults and children;
E.U17	analyse the side effects of particular medicines and interactions between them
E.U24	interpret laboratory test results with the identification of reasons for deviation;
E.U29	perform the basic medical procedures, including: 2) vital signs monitoring with the aid of a pulse oximeter and cardiac monitor,
E.U30	assist in the following procedures and medical treatments: 2) pleural cavity drainage, 6) fine-needle aspiration, 7) epidermal tests, 8) intradermal and scarification tests, as well as interpret their results;

* In appendix to the Regulation of Minister of Science and Higher education from 26th of July 2019 „graduate”, not student is mentioned.

5. ADDITIONAL EFFECTS OF LEARNING (non-compulsory)

Number of effect of learning	Effects of learning i time
Knowledge – Graduate knows and understands:	
K1	As above
Skills– Graduate is able to:	
S1	As above
Social Competencies – Graduate is ready for:	
SC1	As above

6. CLASSES		
Form of class	Class contents	Effects of Learning
Seminars /bedside classes	All topics covered during classes at 4th year	
Seminars /bedside classes	Tuberculosis diagnosis and treatment	
Seminars /bedside classes	Extrapulmonary tuberculosis	
Seminars /bedside classes	Lung cancer, treatment	
Seminars /bedside classes	Urgent cases in thoracic surgery	
Seminars /bedside classes	Lung function in restrictive lung diseases	
Seminars /bedside classes	Sarcoidosis and interstitial lung diseases	
Seminars /bedside classes	Introduction to thoracic surgery	
Seminars /bedside classes	Diseases of the pleura	

7. LITERATURE
Obligatory
Harrison’s Principles of Internal Medicine. Ed. Kurt J. I et al. McGraw-Hill, Inc.
Supplementary
Clinical Pulmonary Medicine. Ed. Little, Brown and Company, Boston

8. VERIFYING THE EFFECT OF LEARNING

Code of the course effect of learning	Ways of verifying the effect of learning	Completion criterion
EW7	<i>Oral credit</i>	50%

9. ADDITIONAL INFORMATION (*information essential for the course instructor that are not included in the other part of the course syllabus e.g. if the course is related to scientific research, detailed description of, information about the Science Club*)



Internal Medicine – Endocrinology

1. IMPRINT	
Academic Year	2021/2022
Department	Faculty of Medicine
Field of study	Medicine
Main scientific discipline <i>(in accord with appendix to the Regulation of Minister of Science and Higher education from 26th of July 2019)</i>	Medical science
Study Profile <i>(general academic / practical)</i>	General academic
Level of studies <i>(1st level / 2nd level / uniform MSc)</i>	Uniform MSc
Form of studies	Full time studies
Type of module / course <i>(obligatory / non-compulsory)</i>	Obligatory
Form of verification of learning outcomes <i>(exam / completion)</i>	exam
Educational Unit / Educational Units <i>(and address / addresses of unit / units)</i>	Department of Endocrinology, Diabetology and Internal Diseases; Mazovian Brodnowski Hospital, Kondratowicza 8, 03-242 Warsaw

Head of Educational Unit / Heads of Educational Units	Przemysław Witek, MD, PhD
Course coordinator (<i>title, First Name, Last Name, contact</i>)	Aleksandra Stasiewicz, astasiewicz@wum.edu.pl
Person responsible for syllabus (<i>First name, Last Name and contact for the person to whom any objections concerning syllabus should be reported</i>)	Aleksandra Stasiewicz, astasiewicz@wum.edu.pl
Teachers	Przemysław Witek, MD, PhD Marek Kowrach, MD, PhD Roman Kuczerowski, MD, PhD Agnieszka Maksymiuk-Kłós, MD Joanna Sobolewska, MD Aleksandra Stasiewicz, MD Małgorzata Sikora-Polak, MD Katarzyna Wolder, MD Zuzanna Żak, MD

2. BASIC INFORMATION			
Year and semester of studies	VI year, XI & XII winter/summer semester	Number of ECTS credits	2.00
FORMS OF CLASSES		Number of hours	ECTS credits calculation
Contacting hours with academic teacher			
Lecture (L)			
Seminar (S)		5	0.5
Classes (C)		25	0.5
e-learning (e-L)			
Practical classes (PC)			
Work placement (WP)			
Unassisted student's work			
Preparation for classes and completions		20	1.0

3. COURSE OBJECTIVES

O1	Improve the skills of proper physical examination.
O2	Ability to conduct differential diagnosis and to use proper diagnostic path in endocrinology.
O3	Ability to recognize and treat life-threatening conditions in endocrinology. Ability to treat and monitor treatment of common endocrinopathies.

4. STANDARDS OF LEARNING – DETAILED DESCRIPTION OF EFFECTS OF LEARNING (*concerns fields of study regulated by the Regulation of Minister of Science and Higher Education from 26 of July 2019; does not apply to other fields of study*)

Code and number of effect of learning in accordance with standards of learning

(*in accordance with appendix to Regulation of Minister of Science and Higher education from 26th of July 2019*) E.W1, E.W7, E.W40, E.W41, E.U1, E.U3, E.U7, E.U12, E.U13, E.U14, E.U16, E.U18, E.U24, E.U38

Knowledge – Graduate* knows and understands:

G.K1	knows and understands principles of history taking and physical examination (E.W7)
G.K2	knows and understands the causes, symptoms, principles of diagnosis and therapeutic management in common endocrinopathies (E.W1, E.W7)
G.K3	knows and understands interpretation of laboratory values and others basic tests (E.W7, E.W40, E.W41)

Skills– Graduate* is able to:

G.S1	take history and perform physical examination of patients with endocrine disorder (E.U1, E.U3, E.U7, E.U13)
G.S2	interpret laboratory tests and imaging tests in endocrinological diagnostic (E.U24)
G.S3	provide differential diagnosis of particular symptoms including endocrine disorders (E.U12)
G.S4	plan diagnostic procedures and treatment in common endocrine disorders (E.U16)
G.S5	prepare and analyse clinical cases (E.U13, E.U38)
G.S6	recognize, diagnose and treat life-threatening conditions in endocrinology (E.U14)
G.S7	present a patient case to other doctor, consult relevant abnormalities in laboratory and imaging tests (E.U13, E.U14, E.U16, E.U18)

* In appendix to the Regulation of Minister of Science and Higher education from 26th of July 2019 „graduate”, not student is mentioned.

5. ADDITIONAL EFFECTS OF LEARNING (*non-compulsory*)

Number of effect of learning	Effects of learning i time
-------------------------------------	-----------------------------------

Knowledge – Graduate knows and understands:

K1	
K2	

Skills– Graduate is able to:

S1	
S2	

Social Competencies – Graduate is ready for:

SC1	
SC2	

6. CLASSES

Form of class	Class contents	Effects of Learning
bedside classes	<p>Training of practical issues connected with making history, signs and symptoms assessment as well as diagnosis and treatment.</p> <p>Effects of Learning: E.U1, E.U3, E.U7, E.U12, E.U13, E.U14, E.U16, E.U24, E.U38</p>	
case studies workshop sessions	<p>Students present cases relevant to the subject of the seminar. After every presentation there is discussion.</p> <p>Effects of Learning: E.W1, E.W7, E.W40, E.W41, E.U13, E.U14, E.U16, E.U18</p>	
seminars	<p>Case studies – thyroid diseases. Traps in endocrine diagnostics on examples. Diseases of adrenal glands. Disorders of calcium and phosphate metabolism. Osteoporosis. Identifying, analysing, and visualizing diagnostic paths for patients with pituitary diseases. Water-electrolyte homeostasis and disorders.</p> <p>Effects of Learning: E.W1, E.W7, E.W40, E.W41</p>	

7. LITERATURE

Obligatory

1. Basic & Clinical Endocrinology ed FS Greenspan, DG Gardner 10th ed Mc Graw Hill 2018

Supplementary

1. Oxford Desk Reference: Endocrinology, Helen E. Turner, Richard Eastell, and Ashley Grossman 2018
2. Harrison's Principles of Internal Medicine 19th ed Mc Graw Hill 2015

8. VERIFYING THE EFFECT OF LEARNING

Code of the course effect of learning	Ways of verifying the effect of learning	Completion criterion
G.S1, G.S2, G.S3, G.S4, G.S6	Active participation in all seminars and classes.	Obligatory attendance and active participation in all seminars and classes.
G.S5, G.S7	Preparing a power-point presentations.	Presentation of case report.
G.K1, G.K2, G.K3	Execution of assigned tasks on the e-learning platform.	Execution of assigned tasks on the e-learning platform.
G.K1, G.K2, G.K3	Oral colloquium at the end of the course with the appointed doctor separately for each subgroup.	3.0 (satisfactory).

9. ADDITIONAL INFORMATION *(information essential for the course instructor that are not included in the other part of the course syllabus e.g. if the course is related to scientific research, detailed description of, information about the Science Club)*

At the first day of the course we meet at the entrance of the clinic (The Department of Endocrinology, Diabetology and Internal Medicine – Kondratowicza Street 8, building C, 7th floor) at 8:00 a.m. Then we present the detailed schedule of classes. Some seminars and classes may be conducted as e-learning, depending on epidemiological situation. From Tuesday students present case reports indicated by the teacher.



Internal Medicine- Diabetology

1. IMPRINT	
Academic Year	2021/2022
Department	Faculty of Medicine
Field of study	Medicine
Main scientific discipline <i>(in accord with appendix to the Regulation of Minister of Science and Higher education from 26th of July 2019)</i>	Medical science
Study Profile <i>(general academic / practical)</i>	General academic
Level of studies <i>(1st level /2nd level/ uniform MSc)</i>	Uniform MSc
Form of studies	Full time studies
Type of module / course <i>(obligatory / non-compulsory)</i>	Obligatory
Form of verification of learning outcomes <i>(exam / completion)</i>	exam
Educational Unit / Educational Units <i>(and address / addresses of unit / units)</i>	1 Department of Internal Medicine, Endocrinology and Diabetology (2W4) ; Mazovian Brodnowski Hospital, Kondratowicza 8, 03-242 Warsaw 2 Department of Diabetology and Internal Medicine (1WO) 1a Banacha St., 02-097 Warsaw Phone: 48 22 599 2583, e-mail: klindiab@wum.edu.pl

Head of Educational Unit / Heads of Educational Units	Przemysław Witek, MD, PhD (2W4) Prof. Leszek Czupryniak, MD, PhD (1WO)
Course coordinator (title, First Name, Last Name, contact)	Małgorzata Sikora-Polak, MD malgorzata.sikora-polak@wum.edu.pl
Person responsible for syllabus (First name, Last Name and contact for the person to whom any objections concerning syllabus should be reported)	Małgorzata Sikora-Polak, MD malgorzata.sikora-polak@wum.edu.pl
Teachers	Przemysław Witek, MD, PhD Marek Kowrach, MD, PhD Paweł Kuca, MD, PhD Roman Kuczerowski, MD, PhD Olga Gajek-Daszczyńska, MD Joanna Kuczerowska, MD Agnieszka Maksymiuk-Kłós, MD Anna Mehlich, MD Justyna Nowak, MD Małgorzata Sikora-Polak, MD Joanna Sobolewska, MD Aleksandra Stasiewicz, MD Katarzyna Wolder, MD Zuzanna Żak, MD

2. BASIC INFORMATION			
Year and semester of studies	VI year, XI & XII winter/summer semester	Number of ECTS credits	2.00
FORMS OF CLASSES		Number of hours	ECTS credits calculation
Contacting hours with academic teacher			
Lecture (L)			
Seminar (S)		5	0.5
Classes (C)		25	0.5
e-learning (e-L)			
Practical classes (PC)			
Work placement (WP)			
Unassisted student's work			
Preparation for classes and completions		20	0.7

3. COURSE OBJECTIVES	
O1	Improve the skills of history taking and proper physical examination.
O2	Ability to conduct differential diagnosis and to use proper diagnostic path in diabetology
O3	Ability to recognize and treat life-threatening conditions in diabetology Ability to treat and monitor treatment of common types of diabetes

4. STANDARDS OF LEARNING – DETAILED DESCRIPTION OF EFFECTS OF LEARNING (concerns fields of study regulated by the Regulation of Minister of Science and Higher Education from 26 of July 2019; does not apply to other fields of study)	
Code and number of effect of learning in accordance with standards of learning <i>(in accordance with appendix to Regulation of Minister of Science and Higher education from 26th July 2019)</i>	E.W1, E.W7, E.W40, E.W41, E.U1, E.U3, E.U7, E.U12, E.U13, E.U14, E.U16, E.U18, E.U24, E.U38

Knowledge – Graduate* knows and understands:

G.K1	knows and understands principles of history taking and physical examination (E.W7)
G.K2	knows and understands the causes, symptoms, principles of diagnosis and therapeutic management in diabetes in adults (E.W1, E.W7)
G.K3	knows and understands interpretation of laboratory values and others basic tests (E.W7, E.W40, E.W41)

Skills– Graduate* is able to:

G.S1	take history and perform physical examination of patients with diabetes (E.U1, E.U3, E.U7, E.U13)
G.S2	interpret laboratory tests and imaging tests in diabetes (E.U24)
G.S3	provide differential diagnosis of particular symptoms including metabolic disorders (E.U12)
G.S4	plan diagnostic procedures and treatment in common type of diabetes (E.U16)
G.S5	prepare and analyse clinical cases (E.U13, E.U38)
G.S6	recognize, diagnose and treat life-threatening conditions in diabetology (E.U14)

G.S7	present a patient case to other doctor, consult relevant abnormalities in laboratory and imaging tests (E.U13, E.U14, E.U16, E.U18)
------	---

* In appendix to the Regulation of Minister of Science and Higher education from 26th of July 2019 „graduate”, not student is mentioned.

5. ADDITIONAL EFFECTS OF LEARNING (non-compulsory)	
Number of effect of learning	Effects of learning i time
Knowledge – Graduate knows and understands:	
K1	
K2	
Skills– Graduate is able to:	
S1	
S2	
Social Competencies – Graduate is ready for:	
SC1	
SC2	

6. CLASSES		
Form of class	Class contents	Effects of Learning
bedside classes	Training of practical issues connected with making history, signs and symptoms assessment as well as diagnosis and treatment. Effects of Learning: E.U1, E.U3, E.U7, E.U12, E.U13, E.U14, E.U16, E.U24, E.U38	
case studies workshop sessions	Workshop sessions: 1. Diabetes in pregnancy 2. Patient with newly diagnosed type 1 diabetes, principles of a diabetic diet, insulin therapy 3. Diagnostic and therapeutic management in the diabetic foot syndrome. 4. Insulin, insulin pumps. 5. Cardiological and nephrological aspects in diabetes Effects of Learning: E.W1, E.W7, E.W40, E.W41, E.U13, E.U14, E.U16, E.U18	

seminars	<p>S1. Differential diagnosis of types of diabetes and the main complications of diabetes</p> <p>S2. Principles of insulin therapy - initiation of insulin therapy, dose setting, insulin therapy regimens. Principles of insulin treatment in specific clinical situations: treatment of diabetes in pregnancy. Principles of treatment with an insulin pump. Modern technologies blood glucose measurement.</p> <p>S3. Acute complications of metabolic disorders in diabetes mellitus: perioperative period, sepsis and septic shock - patient in intensive care unit, acute coronary syndromes, stroke, acute pancreatitis, ketoacidosis, lactic acidosis, <i>Hyperosmolar hyperglycemic state</i> (HHS) and hypoglycemia.</p> <p>S4. Principles of diabetes treatment with oral medications. Prevention of cardiovascular complications in diabetes according to clinical trials and their importance for practice.</p> <p>S5. Common endocrinopathies in diabetology</p> <p>Effects of Learning: E.W1, E.W7, E.W40, E.W41</p>	
----------	--	--

7. LITERATURE

Obligatory

1. Kumar and Clark's Clinical Medicine , 8e/9e (Kumar, Kumar and Clark's Clinical Medicine) by Parven Kumar
2. Harrison's Internal Medicine 20 th edition

Supplementary

1. International Textbook of Diabetes Mellitus , 2 Volume Set 4 th edition by R.A. DeFronzo (Editor) , e.Ferrannini (Editor), George Alberti (Editor) 2015

8. VERIFYING THE EFFECT OF LEARNING

Code of the course effect of learning	Ways of verifying the effect of learning	Completion criterion
G.S1, G.S2, G.S3, G.S4, G.S6	Active participation in all seminars and classes.	Obligatory attendance and active participation in all seminars and classes.
G.S5, G.S7	Preparing a power-point presentations.	Presentation of case report.
G.K1, G.K2, G.K3	Execution of assigned tasks on the e-learning platform.	Execution of assigned tasks on the e-learning platform.
G.K1, G.K2, G.K3	Oral colloquium at the end of the course with the appointed doctor separately for each subgroup.	3.0 (satisfactory).

9. ADDITIONAL INFORMATION *(information essential for the course instructor that are not included in the other part of the course syllabus e.g. if the course is related to scientific research, detailed description of, information about the Science Club)*

At the first day of the course we meet at the entrance of the clinic (The Department of Endocrinology, Diabetology and Internal Medicine – Kondratowicza Street 8, building C, 7th floor) at 8:00 a.m. Then we present the detailed schedule of classes. Some seminars and classes may be conducted as e-learning on Microsoft Teams, depending on epidemiological situation. From Tuesday students present case reports indicated by the teacher.



Internal Medicine – Nephrology

1. IMPRINT	
Academic Year	2021/2022
Department	Faculty of Medicine
Field of study	Medicine
Main scientific discipline <i>(in accord with appendix to the Regulation of Minister of Science and Higher education from 26th of July 2019)</i>	Medical Science
Study Profile <i>(general academic / practical)</i>	General academic
Level of studies <i>(1st level / 2nd level / uniform MSc)</i>	<i>uniform MSc</i>
Form of studies	Full time studies
Type of module / course <i>(obligatory / non-compulsory)</i>	<i>Obligatory</i>
Form of verification of learning outcomes <i>(exam / completion)</i>	<i>Exam</i>
Educational Unit / Educational Units <i>(and address / addresses of unit / units)</i>	Department of Transplantation Medicine, Nephrology and Internal Diseases Address: 59 Nowogrodzka St, 02-006 Warsaw Phone: 022 502 12 32, fax: 022 502 21 26;

Head of Educational Unit / Heads of Educational Units	Professor Magdalena Durlik
Course coordinator (<i>title, First Name, Last Name, contact</i>)	MD PhD Joanna Pazik
Person responsible for syllabus (<i>First name, Last Name and contact for the person to whom any objections concerning syllabus should be reported</i>)	MD PhD Joanna Pazik
Teachers	<p>Magdalena Durlik, professor, MD, PhD</p> <p>Teresa Bączkowska, MD, PhD</p> <p>Joanna Pazik, MD, PhD</p> <p>Dominika Dęborska-Materkowska MD, PhD</p> <p>Ewa Nowacka-Cieciura MD, PhD</p> <p>Jolanta Gozdowska MD, PhD</p> <p>Olga Tronina, MD, PhD</p> <p>Agnieszka Furmańczyk-Zawiska, MD, PhD</p>

2. BASIC INFORMATION			
Year and semester of studies	VI, semester 11, 12	Number of ECTS credits	2.00
FORMS OF CLASSES		Number of hours	ECTS credits calculation
Contacting hours with academic teacher			
Lecture (L)			
Seminar (S)		5	0.4
Classes (C)		25	1.6
e-learning (e-L)			
Practical classes (PC)			
Work placement (WP)			
Unassisted student's work			
Preparation for classes and completions			

3. COURSE OBJECTIVES	
O1	After completing the course students should know causes, clinical presentation, differential diagnostics and treatment of common diseases of kidneys and urinary tract.
O2	Students should know about risk factors, presentation and clinical course of kidneys' involvement in systemic diseases.
O3	Students should know indications, contraindications and technique of kidney biopsy.
O4	Students should know indications for renal replacement treatment (RRT). Basic methods of RRT, advantages and limitations.

4. STANDARDS OF LEARNING – DETAILED DESCRIPTION OF EFFECTS OF LEARNING (concerns fields of study regulated by the Regulation of Minister of Science and Higher Education from 26 of July 2019; does not apply to other fields of study)	
Code and number of effect of learning in accordance with standards of learning <i>(in accordance with appendix to Regulation of Minister of Science and Higher education from 26th July 2019)</i>	

Knowledge – Graduate* knows and understands:

G.K1	B.W24 Parameters determining kidney function
G.K2	E.W7. Causes, symptoms, principles of diagnosis and therapeutic management of common internal diseases in adults and their complications with special regards to: 5) diseases of kidneys and urinary tract, acute and chronic kidney failure (in contemporary medical terminology Acute Kidney Injury and Chronic Kidney Disease) glomerulonephritides, diseases of kidney interstitium and of urine collecting system, renal cysts, kidney stone disease, urinary tract infections, kidney and urine collecting system tumors. 9) water-electrolyte and acid-base disorders, states of dehydration and overhydration, electrolyte imbalance, acidosis and alkalosis.
G.K3	C.W38 Basic principles of pharmacotherapy (with particular emphasis on kidney diseases) C.U17 Use of Pharmaceutical information systems and medicinal products databases

Skills– Graduate* is able to:

G.S1	E.U1. Conduct medical interview with an adult patient; E.U3. Conduct a complete and targeted physical examination of an adult patient; E.U7. Assess the general condition, state of consciousness and awareness of the patient; E.U14 Recognize life-threatening health conditions
G.S2	E.U16 Plan diagnostic, therapeutic and prophylactic procedures (with special focus on nephrological diseases); E.U32 Plan specialist consultations E.U20 Qualify the patient for home and hospital treatment
G.S3	E.U17 Analyze the possible adverse side effects of individual drugs and drugs interactions
G.S4	D.U15 Respect patients' rights;

G.S2	E.U38 Keep the patient's medical records
------	--

* In appendix to the Regulation of Minister of Science and Higher education from 26th of July 2019 „graduate”, not student is mentioned.

5. ADDITIONAL EFFECTS OF LEARNING (non-compulsory)	
Number of effect of learning	Effects of learning
Knowledge – Graduate knows and understands:	
K1	D.W6 The importance of verbal and non-verbal communication in the process of communicating with the patient and the concept of trust in the interaction with the patient
K2	
Skills– Graduate is able to:	
S1	E.U29 Perform basic medical procedures including: Body temperature measurement (superficial and deep), pulse measurement, non-invasive pressure measurement
S2	
Social Competencies – Graduate is ready for:	
SC1	
SC2	

6. CLASSES		
Form of class	Class contents	Effects of Learning
Seminars	S1. Primary glomerulonephritis – diagnostics, clinical course and treatment S2. Secondary glomerulonephatias – diagnostics, clinical course and treatment (ANCA positive vasculitides, anti-GBM nephritis, lupus nephritis, cryoglobulinemic glomerulonephritis) S3. Renal replacement therapy. S4. Tubulointerstitial kidney diseases S5. Chronic Kidney Disease	B.W24, EW1, E.W7 E.W7 B.W21, E.W7 E.W7, D.U15 D.U15 E.W7, E.U17
Clinical classes	C1 Patient with proteinuria and hypertension C2 Patient with serum creatinine 10 mg/dl, eGFR 8 ml/min, without the history of renal diseases C3 Patient with acute kidney injury and haemoptysis C4 Patient with anemia and back pain, eGFR 50 ml/min. C5. Diagnostic biopsy of a kidney	E.U1, E.U3, E.U7, E.U12, E.U20 E.U16 E.U16 E.U1, E.U3, E.U7, E.U14, E.U17, E.U20

	<p>C6 – Patient who finished treatment with cyclophosphamide 3 weeks ago due to rapidly progressive glomerulonephritis, presenting with fever</p> <p>C7 Patient with fever, haematuria, positive Goldflam's/ Murphy's sign, CRP 100 mg/l</p> <p>C8 Passive participation in kidney biopsy</p> <p>C9. Qualification and preparation for RRT.</p> <p>C10. Chronic kidney disease and end-of-life care.</p> <p>C11-C25. Individual case studies</p>	
--	--	--

7. LITERATURE
Obligatory
1. Harrison's Principles of Internal Medicine, 20e, part 9 Disorders of the Kidney and Urinary Tract
Supplementary
1. Oxford Handbook of Nephrology and Hypertension - Oxford Handbooks Simon Steedon, second edition 2014

8. VERIFYING THE EFFECT OF LEARNING		
Code of the course effect of learning	Ways of verifying the effect of learning	Completion criterion
E.U1, E.U3, E.U7 E.U12, E.U14 E.U16, E.U17 E.U20	Continuous assessment during the course of the classes, presence and active participation in the clinical rounds. Based on sick leave one day absenteeism is allowed, the remaining ones must be worked off with another group	<i>e.g. threshold number of points</i>
B.W21, B.W24, EW1, E.W7 D.U15 C.U17, E.U17	Fifteen questions MCQ test	9 points - 2.0 (failed) 10 points - 3.0 (satisfactory) 11 points - 3.5 (rather good) 12 points - 4.0 (good) 13 points - 4.5 (more than good) 14-15 points - 5.0 (very good)

9. ADDITIONAL INFORMATION (<i>information essential for the course instructor that are not included in the other part of the course syllabus e.g. if the course is related to scientific research, detailed description of, information about the Science Club</i>)
How to find us and get ready



Paeditrics
Paediatric cardiology

1. IMPRINT	
Academic Year	2021/2022
Department	Faculty of Medicine
Field of study	Medicine
Main scientific discipline <i>(in accord with appendix to the Regulation of Minister of Science and Higher education from 26th of July 2019)</i>	Medical Science
Study Profile <i>(general academic / practical)</i>	General academic
Level of studies <i>(1st level / 2nd level / uniform MSc)</i>	Uniform MSc
Form of studies	Full time studies
Type of module / course <i>(obligatory / non-compulsory)</i>	Obligatory
Form of verification of learning outcomes <i>(exam / completion)</i>	Exam
Educational Unit / Educational Units <i>(and address / addresses of unit / units)</i>	1.Department of Paediatric Cardiology and General Paediatrics (2M6) 2.Department of Neonatology Pediatric Hospital (NZYN) ul. Żwirki i Wigury 63A, 02-091 Warszawa, tel (+48 22) 31 79 588, e-mail: kardiologia@spdsk.edu.pl

Kierownik jednostki/kierownicy jednostek	1 Professor Bożena Werner, MD, PhD e-mail: bozena.werner@wum.edu.pl 2 Professor Bożena Kociszewska-Najman, MD, PhD e-mail: bnajman@wum.edu.pl
Course coordinator (title, First Name, Last Name, contact)	<i>Radosław Pietrzak, MD, PhD radoslaw.pietrzak@wum.edu.pl</i>
Person responsible for syllabus (First name, Last Name and contact for the person to whom any objections concerning syllabus should be reported)	<i>Radosław Pietrzak, MD, PhD radoslaw.pietrzak@wum.edu.pl</i>
Teachers	Professor Bożena Werner, MD, PhD e-mail: bozena.werner@wum.edu.pl Beata Kucińska, MD PhD; beata.kucinska@wum.edu.pl Radosław Pietrzak, MD PhD; radoslaw.pietrzak@wum.edu.pl Halszka Kamińska, MD PhD; halszka.kaminska@wum.edu.pl Tomasz Książczyk, MD; tomasz.ksiazczyk@wum.edu.pl Anna Chanas, MD; anna.chanas@uckwum.pl Katarzyna Łuczak-Woźniak, MD; katarzyna.luczak-wozniak@wum.edu.pl Agnieszka Pskit-Hanuszczak, MD; agnieszka.pskit@uckwum.pl Ewa Smereczyńska-Wierzbicka, MD; ewa.wierzbicka@uckwum.pl Małgorzata Ludzia, MD; mludzia@wum.edu.pl Anna Rożnowska-Wójtowicz, MD; anna.wojtowicz@uckwum.pl Margaret Chudyk, MD; margaret.chudyk@uckwum.pl Paulina Dobkowska Wawrzacz, MD; paulina.dobkowska@uckwum.pl Mateusz Puchalski, MD; Mateusz.pucjalski@uckwum.pl Klaudia Obsznajczyk, MD; klaudia.obsznajczyk@uckwum.pl Izabela Janiec, MD PhD; izabela.janiec@uckwum.pl

2. INFORMACJE PODSTAWOWE

Year and semester of studies	6 th year 11/12 semester	Number of ECTS credits	7
FORMS OF CLASSES		Number of hours	ECTS credits calculation
Contacting hours with academic teacher			
Lecture (L)		0	
Seminar (S)		30	2,5
Classes (C)		0	
e-learning (e-L)		0	
Practical classes (PC)		60	4,5
Work placement (WP)		0	

Unassisted student's work		
Preparation for classes and completions	50	1

3. COURSE OBJECTIVES	
C1	Knowledge about the principles of the assessment, differential diagnosis and treatment of the diseases in paediatric cardiology
C2	Ability of circulatory system examination.
C3	Principles of diagnostic and therapeutic management of circulatory system
C4	Rules of conduct in emergency situations in paediatric cardiology, in particular loss of consciousness, palpitations, chest pain.
C5	Principles of diagnostic and therapeutic procedures in congenital heart diseases
C6	Knowledge about to effective and empatic communication with parents and the patient

4. STANDARDS OF LEARNING – DETAILED DESCRIPTION OF EFFECTS OF LEARNING (concerns fields of study regulated by the Regulation of Minister of Science and Higher Education from 26 of July 2019; does not apply to other fields of study)	
Code and number of effect of learning in accordance with standards of learning (in accordance with appendix to the Regulation of Minister of Science and Higher education from 26th of July 2019)	
Knowledge – Graduate* knows and understands:	
G.K1/EW1	Knowledge of environmental and epidemiological circumstances of the most often seen diseases <ul style="list-style-type: none"> in General Pediatrics and Pediatric Cardiology
G.K2/EW3.2	Knowledge of etiology, signs, symptoms, diagnosis, treatment, and prophylaxis of most common circulatory system diseases including: congenital heart diseases, myocarditis, endocarditis, pericarditis, heart rhythm disturbances, cardiomyopathies, heart failure, hypertension.
G.K3/EW6	Rules of conduct in emergency situations in pediatric cardiology, in particular tachycardias, acute heart failure, syncope.
Skills– Graduate* is able to:	
G.S1/EU12	Ability to differentiate abnormal findings in anamnesis and physical examination in paediatric cardiology
G.S2/EU14	Ability to assess live threatening conditions in paediatric cardiology
G.S3/EU16	Ability to plan diagnostic pathway and therapeutic and prophylactic procedures in basic paediatric diseases
G.S4/EU20	Ability to qualification to in-patient treatment in paediatrics.

G.S5/E.U29.2	Ability to perform basic medical procedures: cardio monitoring, pulseoxymetry, cardioversion, defibrillation
--------------	--

5. ADDITIONAL EFFECTS OF LEARNING (non-compulsory)

Number of effect of learning	
-------------------------------------	--

Knowledge – Graduate knows and understands:

EW3.9	<ul style="list-style-type: none"> Knowledge of aetiology, signs, symptoms, diagnosis, treatment, and prophylaxis of chosen acute infectious diseases
AW.1	<ul style="list-style-type: none"> Anatomical, histological and embryological terminology in English

Skills– Graduate is able to:

E.U2	<ul style="list-style-type: none"> Ability to make medical history with a child and his family
E.U4	<ul style="list-style-type: none"> Ability to perform physical examination in a child of every age.
E.U13	<ul style="list-style-type: none"> Ability to evaluate the level of consciousness and general state in children in various age

Social Competencies – Graduate is ready for:

K1	<ul style="list-style-type: none"> The student is able to establish and maintain deep and respectful contact with the patient.
K2	<ul style="list-style-type: none"> The student is guided by the good of the patient, putting them first.
K3	<ul style="list-style-type: none"> The student respects medical confidentiality and patient's rights.
K4	<ul style="list-style-type: none"> The student is aware of their own limitations and the ability to constantly improve their education.

6. CLASSES

Form of class	Class contents	Effects of Learning
Seminars	<p>1/ Most common congenital heart diseases in children. 4</p> <p>2/ Life threatening diseases in paediatric cardiology 2</p> <p>3/ ECG assessment in children 2</p> <p>4/ Most common arrhythmias in children 2</p> <p>5/ Cardiomyopathies in children 2</p> <p>6/ Heart failure in children 2</p> <p>6/ Inflammatory diseases of the circulatory system part I 2</p> <p>7/ Inflammatory diseases of the circulatory system part II 2</p> <p>8/ Syncope in children 2</p> <p>9/ Chest pain in children 2</p>	<p>EW1</p> <p>EW3.2</p> <p>EW3.9</p> <p>EW6</p> <p>AW1</p> <p>DW6</p>

	10/. Embriology of the congenital heart diseases 2	
Practical classes	<i>BED SIDE CALSSESS</i> <i>Training of practical issues connected with making history, signs and symptoms assessment as well as diagnosis in paediatric cardiology</i>	EU2 EU4 EU13 EU29 K1 K2 K3 K4

7. LITERATURE
1. <i>Nelson Essentials of Pediatrics. Marcdante KJ, Kliegman RM, Elsevier Saunders,</i> 2. <i>Park's Pediatric Cardiology for Practitioners, Myung K. Park, MD, FAAP, FACC</i>
Supplementary
1. <i>Nelson Textbook of Pediatrics. Kliegman RM, Stanton BMD, Elsevier Saunders.</i>

8. VERIFYING THE EFFECT OF LEARNING		
Code of the course effect of learning	Ways of verifying the effect of learning	Completion criterion
E.W1., E.W3. pkt 2. E.W6., G.W8., G.W17., E.U2., E.U4., E.U9. E.U12., E.U24, E.U29. pkt 2, E.U29. pkt 8, G.U2., G.U6., G.U8., K.	<i>This field defines the methods used for grading students e.g. pop quiz, test, written report etc.</i>	<i>e.g. threshold number of points</i>
U25	The correct execution of examinations on bedside classes	
ALL	Final test	2.0 (failed) <9 points 3.0 (satisfactory) 9,10 points 3.5 (rather good) 11 points 4.0 (good) 12,13 points 4.5 (more than good) 14 points 5.0 (very good) 15,16 points

9. ADDITIONAL INFORMATION (*information essential for the course instructor that are not included in the other part of the course syllabus e.g. if the course is related to scientific research, detailed description of, information about the Science Club*)

It is mandatory to change shoes and have a white coat. Basic knowledge of heart anatomy is required, as well as entry knowledge for a specific seminar. There may be tests or pre-seminar checkups.

Medical confidentiality applies to students undergoing exercises at the Clinic (this applies to working at the patient's bed, as well as all medical records of the patient). Students are not allowed to provide information about the patient's condition, test results and the patient's treatment. All discussions about the patient (diagnosis, treatment, prognosis) may take place only without the patient's participation outside the patient's room, without the participation of other people.

It is strictly forbidden to take photos and record videos in any way showing patients, medical procedures or medical documentation.

Classes at the Medical Simulation Centre:

gr 1 - 15 November,

gr 2 - 3 January,

gr 3 - 11 October,

gr 4 - 4 March.

ZIAM building, 81 Żwirki i Wigury St. at 8.00am - 2.00pm



Surgery

1. IMPRINT	
Academic Year	2021 / 2022
Department	Faculty of Medicine
Field of study	Medical Science
Main scientific discipline <i>(in accord with appendix to the Regulation of Minister of Science and Higher education from 26th of July 2019)</i>	Medical science
Study Profile <i>(general academic / practical)</i>	General Academic
Level of studies <i>(1st level / 2nd level / uniform MSc)</i>	Uniform MSc
Form of studies	Full time studies
Type of module / course <i>(obligatory / non-compulsory)</i>	obligatory
Form of verification of learning outcomes <i>(exam / completion)</i>	exam
Educational Unit / Educational Units <i>(and address / addresses of unit / units)</i>	<p>1 Department of General, Vascular and Transplant Surgery (1W9), Banacha 1a, Block B, 4-th floor; tel.: (+48 22) 599 24 67, (+48 22) 599 24 68, e-mail: chiront@wum.edu.pl</p> <p>2 Department of General, Gastroenterological and Oncological Surgery (1W8) 1a Banacha St., 02-097 Warsaw Phone: 48 22 599 22 57, e-mail: gastrochirurgia@wum.edu.pl</p>

Head of Educational Unit / Heads of Educational Units	1 Prof. Sławomir Nazarewski MD, PhD (1W9) 2 Prof. Maciej Słodkowski, MD, PhD (1W8)
Course coordinator (title, First Name, Last Name, contact)	Prof. Tomasz Jakimowicz MD, PhD
Person responsible for syllabus (First name, Last Name and contact for the person to whom any objections concerning syllabus should be reported)	Prof. Tomasz Jakimowicz MD, PhD, tomj@wum.edu.pl
Teachers	Department of General, Vascular and Transplant Surgery staff

2. BASIC INFORMATION

Year and semester of studies	6 th year, 11 th & 12 th semester	Number of ECTS credits	8.00
FORMS OF CLASSES		Number of hours	ECTS credits calculation
Contacting hours with academic teacher			
Lecture (L)			
Seminar (S)		20	
Classes (C)		100	
e-learning (e-L)			
Practical classes (PC)			
Work placement (WP)			
Unassisted student's work			
Preparation for classes and completions			

3. COURSE OBJECTIVES

O1	Student takes medical history. Student assesses general condition of the patient, their consciousness and awareness. Student describes patient's somatic complaints. Student performs full medical examination. Student makes differential diagnosis.
O2	Student knows and understands signs and symptoms, diagnosis and management of the most common diseases that require surgical treatment

O3	Student knows indications, complications of the most common types of surgeries
O4	Student assists in typical surgery. Student is able to use basic surgical tools. Student obeys to rules of asepsis and antysepsis. Student knows safety rules of preoperative and postoperative patient's management.
O5	Student participates in basic medical procedures.

4. STANDARDS OF LEARNING – DETAILED DESCRIPTION OF EFFECTS OF LEARNING (*concerns fields of study regulated by the Regulation of Minister of Science and Higher Education from 26 of July 2019; does not apply to other fields of study*)

Code and number of effect of learning in accordance with standards of learning

(*in accordance with appendix to Regulation of Minister of Science and Higher education from 26th July 2019*)

Effects in time

Knowledge – Graduate* knows and understands:

F.W1	Student knows and understands signs and symptoms, diagnosis and management of the most common diseases that require surgical treatment: a) Acute and chronic abdominal diseases b) Thoracic diseases c) Head trauma d) Politrauma
F.W3	Student knows indications, complications of the most common types of surgeries
F.W4, F.W5	Student knows safety rules of preoperative and postoperative patient's management.

Skills– Graduate* is able to:

E.U1, F.W1, F.W10, F.W13	Student takes medical history. Student assesses general condition of the patient, their consciousness and awareness. Student describes patient's somatic complaints.
E.U3, F.U6	Student performs full medical examination.
F.W10, F.W13, E.U16	Student makes differential diagnosis.
F.U1	Student assists in typical surgery.
F.U2	Student is able to use basic surgical tools.
F.U3	Student obeys to rules of asepsis and antysepsis.
F.U5, F.U12, F.U21, F.U22, E.U7, E.U29	Student participates in basic medical procedures e.g.: a) Vital signs monitoring, b) Intramuscular and subcutaneous injections, collects blood samples from peripheral veins, Bladder catheter placing in men and women

D.U15	Student cares about patient's rights i.e. protects his privacy, respects his right for intimacy, right for information about his health.
D.W4, D.U5, D.U12	Student respects physician- patient privilege.

* In appendix to the Regulation of Minister of Science and Higher education from 26th of July 2019 „graduate”, not student is mentioned.

5. ADDITIONAL EFFECTS OF LEARNING (non-compulsory)	
Number of effect of learning	Effects of learning i time
Knowledge – Graduate knows and understands:	
K1	
K2	
Skills– Graduate is able to:	
S1	
S2	
Social Competencies – Graduate is ready for:	
SC1	
SC2	

6. CLASSES		
Form of class	Class contents	Effects of Learning
Classes (C)	C1- Physical examination and medical history taking. C2- Medical case presentation. C3- Participation in the medical procedures undertaken on the ward, postoperative room. C4- Pariticipation in surgeries. C5- Outpatient Department. C6- Basic suturing techniques. C7- Ultrasound imaging as a diagnostic and therapeutic tool.	F.W1, F.W3, F.W4, F.W5, F.W14, F.U1, F.U2, F.U3, F.U4, F.U6, F.U12,
Seminar (S)	S1- Aneurysm treatment S2- Hernia treatment. S3- Carotid arteries disease S4- Preparation of the patient for surgery S5- Postoperative care S6- Burns treatment. S7- Pancreatitis S8- Limb ischemia S9- Breast cancer. S10- Colon cancer. S11- Trauma treatment	F.W1, F.W3, F.W4, F.W5, F.W14, F.U1, F.U2, F.U3, F.U4, F.U6, F.U12,

	S12- Suture technique S13- Suprarenal glands surgery S14- Acute abdomen.	
--	--	--

7. LITERATURE
Obligatory
Principles and Practice of Surgery. O. James Garden et al. Elsevier, 7th Edition
Handbook of Surgical Technique. A True Surgeon's Guide to Navigating the Operating Room. Ch.J.Hartman, L.R.Kavoussi, Elsevier
Supplementary
Essential Surgery. Problems, Diagnosis and Management. C.R.G.Quick et al. Elsevier
Kirk's Basic surgical techniques. F. Myint, Elsevier
On Call Surgery. Adams et al. Elsevier, 4 th edition

8. VERIFYING THE EFFECT OF LEARNING		
Code of the course effect of learning	Ways of verifying the effect of learning	Completion criterion
<i>e.g. G.K1, G.S1, K1</i>	<i>This field defines the methods used for grading students e.g. pop quiz, test, written report etc.</i>	<i>e.g. threshold number of points</i>
F.W1, F.W3, F.W4, F.W5, F.W14, F.U1, F.U2, F.U3, F.U4, F.U6, F.U12,	Activity during classes, presence during classes Exam: MCQ (20 questions based on seminars and bedside classes) and practical (oral)	Activity during classes, presence during all classes Test: 60%

9. ADDITIONAL INFORMATION (<i>information essential for the course instructor that are not included in the other part of the course syllabus e.g. if the course is related to scientific research, detailed description of, information about the Science Club</i>)
Two absences are allowed throughout the course. However they should be replaced by afternoon shifts (3-8 PM) that should be individually scheduled and completed before the colloquium.
Student Scientific Group "GRAFT", Tutor: Bohdan Solonynko MD PhD, e-mail: bohdan.solonynko@wum.edu.pl
Didactic consultations: time and availability of the teachers will be presented during classes.
In case of COVID outbreak and subsequent necessity for e-learning, seminars will be transmitted via Microsoft Teams. Clinical practice will be scheduled.



Obstetrics and gynecology

1. IMPRINT	
Academic Year	2021/2022
Department	Faculty of Medicine
Field of study	Medicine
Main scientific discipline <i>(in accord with appendix to the Regulation of Minister of Science and Higher education from 26th of July 2019)</i>	Medical science
Study Profile <i>(general academic / practical)</i>	General academic
Level of studies <i>(1st level / 2nd level / uniform MSc)</i>	Uniform MSc
Form of studies	Full time studies
Type of module / course <i>(obligatory / non-compulsory)</i>	Obligatory
Form of verification of learning outcomes <i>(exam / completion)</i>	Credit
Educational Unit / Educational Units <i>(and address / addresses of unit / units)</i>	Obstetrics, Gynaecology and Oncology, MUW 8 Kondratowicza Street Warsaw 03-242, phone: 48 22 32 65 818, e-mail: klingin@wum.edu.pl Building E, ground floor

Head of Educational Unit / Heads of Educational Units	Prof. Włodzimierz Sawicki, MD, PhD
Course coordinator (<i>title, First Name, Last Name, contact</i>)	Prof. Krzysztof Cendrowski, MD, PhD, e-mail: krzysztof.cendrowski@wum.edu.pl
Person responsible for syllabus (<i>First name, Last Name and contact for the person to whom any objections concerning syllabus should be reported</i>)	Anna Wnuk, PhD, anna.wnuk@wum.edu.pl
Teachers	Prof. Włodzimierz Sawicki, MD PhD; Prof. Krzysztof Cendrowski, MD PhD; Jolanta Mazurek-Kantor, MD PhD; Michał Bachanek, MD PhD; Anna Wnuk PhD; Aleksandra Zielińska, MD PhD; Seweryn Trojanowski, MD PhD; Bohdan Dźwigała, MD PhD, Anna Kociszewska, MD PhD, Joanna Winiarek, MD; Magdalena Bizoń-Szpernałowska, MD PhD; Anna Słomka, MD; Marta Chołuj, MD; Witold Krzywdziński, MD; Katarzyna Pietuch, MD; Ewa Dobrzyńska, MD; Wiktoria Malinowska, MD; Mateusz Kryczka, MD; Mateusz Stępień, MD; Szymon Bębenek, MD; Monika Ostapów, MD; Katarzyna Huzior, MD; Natalia Świątek, MD; Volka Ulan, MD; Aleksandra Warska, MD; Monika Pazura-Turowska, MD

2. BASIC INFORMATION			
Year and semester of studies	VI year, 11 semester (winter)	Number of ECTS credits	4.00
FORMS OF CLASSES		Number of hours	ECTS credits calculation
Contacting hours with academic teacher			
Lecture (L)			
Seminar (S)		10	0,5
Classes (C)		50	2

e-learning (e-L)		
Practical classes (PC)		
Work placement (WP)		
Unassisted student's work		
Preparation for classes and completions	40	1,5

3. COURSE OBJECTIVES	
O1	To obtain the theoretical knowledge on physiology and pathology of female genital tract including endocrinological and oncological aspects.
O2	To obtain practical ability of history taking and gynaecological examination.
O3	To obtain practical ability in management of gynaecological emergencies.
O4	To gain basic information about gynaecologic diseases and diagnosis and treatment of female genital organs malignancy.
O5	To gain basic practical surgical experience in obstetrics and gynaecology.

4. STANDARDS OF LEARNING – DETAILED DESCRIPTION OF EFFECTS OF LEARNING (concerns fields of study regulated by the Regulation of Minister of Science and Higher Education from 26 of July 2019; does not apply to other fields of study)	
Code and number of effect of learning in accordance with standards of learning <i>(in accordance with appendix to Regulation of Minister of Science and Higher education from 26th July 2019)</i>	Effects in time
Knowledge – Graduate* knows and understands:	
G.K1	F.W9.1, F.W9.5, F.U18 Student knows menstrual cycle, its disorders and contraception methods.
G.K2	F.W9.4, F.W9.7 Student is able to recognize the symptoms and know the methods of diagnosis and therapy of inflammations, cancer and other pathologies of female genital organs.
G.K3	F.W9.6, F.W9.7 Student is able to recognize menopause and its disorders.
Skills– Graduate* is able to:	
G.S1	F.W9.1,2,3,4,5,6,7 Student can diagnose and establish priorities for medical procedures in typical gynaecological and obstetrics conditions.
G.S2	F.U13 Diagnose life threatening conditions.

G.S3	F.U12, F.U11, F.U16 Student can plan therapeutic and diagnostic procedures in typical gynaecological and obstetrics diseases.
------	---

* In appendix to the Regulation of Minister of Science and Higher education from 26th of July 2019 „graduate”, not student is mentioned.

5. ADDITIONAL EFFECTS OF LEARNING (non-compulsory)	
Number of effect of learning	Effects of learning i time
Knowledge – Graduate knows and understands:	
K1	Student respects medical confidentiality and patient’s rights.
Skills– Graduate is able to:	
S1	Student is guided by the good of the patients, putting them in the foreground.
Social Competencies – Graduate is ready for:	
SC1	Able to establish and maintain a deep and respectful contact with the patient.

6. CLASSES		
Form of class	Class contents	Effects of Learning
Seminar (S)	<p>S1. Infections and inflammations of the female genital tract. Acute diseases of the abdominal cavity in gynaecology.</p> <p>S2. Menstrual cycle and its disorders. Puberty and climacterium. Selected endocrine syndromes: Gonadal dysgenesis, Turner’s syndrome, Testicular feminization.</p> <p>S3. Congenital disorders of female genital organs. Vaginal and uterine prolapse. Urinary incontinence in women- diagnosis and treatment.</p> <p>S4. Couple infertility. Contraception. Gestational Trophoblastic Disease.</p> <p>S5. Fibroid uterus. Abnormal uterine bleeding. Endometrial hyperplasia. Endometrial cancer.</p> <p>S6. Pathology of the uterine cervix. Cervical cancer.</p> <p>S7. The role of gynaecologist in diagnosis and treatment of breast diseases. Pathology of vulva. Vulvar cancer. Physiotherapy in gynaecology.</p> <p>S8. Ovarian neoplasms. Ovarian cancer.</p> <p>S9. Basics of breast examination. Basics of history taking, examination and use of basic gynaecological procedures in gynecology.</p> <p>S10. Endometriosis</p>	<p>G.K2, G.S2</p> <p>G.K1, G.K3, G.S1, G.S3</p> <p>G.K2</p> <p>G.K1, G.K2,G.S1, G.S3</p> <p>G.K2, G.S3</p> <p>G.K2, G.S1, G.S3</p> <p>G.K2, G.S3</p> <p>G.K2, G.S3</p> <p>G.K1, G.K2, G.S3</p>
Classes (C)	Clinical practice in wards, practical classes with phantom demonstrations	G.S1- G.S3
e-learning (e-L)	Optional synchronous learning and asynchronous learning in online education via e-learning.wum.edu.pl, Microsoft Teams, Zoom (seminars only)	

7. LITERATURE

Obligatory

1. Llewelyn- Jones D.: "Fundamentals of Obstetrics and Gynaecology" Elsevier Limited, 2017.

Supplementary

1. Contemporary student's textbook of obstetrics and gynaecology edited in United States or the United Kingdom may be accepted.
2. Crash Course 4th Edition, Obstetrics and Gynaecology. Elsevier Limited, 2019.
3. Brian A. Magowan. Clinical Obstetrics and Gynaecology. 4th Edition. Elsevier Limited 2019.
4. Kate V. Meriwether. Obstetrics and Gynaecology Morning Report. Elsevier 2018.
5. Hao-Hua Wu. Gunner Googles. Augmented 1st Edition. Obstetrics and Gynaecology. Elsevier 2019.
6. John Guillebaud. 7th Edition Contraception. Elsevier 2017.

8. VERIFYING THE EFFECT OF LEARNING

Code of the course effect of learning	Ways of verifying the effect of learning	Completion criterion
<i>e.g. G.K1, G.S1, K1</i>	<i>This field defines the methods used for grading students e.g. pop quiz, test, written report etc.</i>	<i>e.g. threshold number of points</i>
G.K1- G. K3; G.S1- G.S3; K1, S1; SC1	Complete the entire course and attendance at all classes with the exception of one permitted absence during the course. Student's presence confirmed in the student's card (S+PC) + examination of pregnant patient + MCQ test. MCQ exam.	Normal Distribution (Gaussian Distribution)

9. ADDITIONAL INFORMATION *(information essential for the course instructor that are not included in the other part of the course syllabus e.g. if the course is related to scientific research, detailed description of, information about the Science Club)*

1. The student is obliged to read the syllabus and time- table on the notice board in the department.
2. The student participate in classes (seminars and practice) only with the group. Possible group chance is allowed in exceptional, justified situations and requires individual approval (anna.wnuk@wum.edu.pl)
3. The student is obliged to follow the Medical University of Warsaw Regulations (available on the University's website).
4. During classes with patients, students keep seriousness and silence.
5. Meals and drinks should be consumed during breaks.

Classes at the Medical Simulation Centre at 8.30am - 2.00pm (Banacha St):

gr 1 - 20 January;

gr 2 - 18 January;

gr 3 - 7 January;

gr 4 – 5 October / 5 January



Psychiatry

1. IMPRINT	
Academic Year	2021/2022
Department	Faculty of Medicine
Field of study	Medicine
Main scientific discipline <i>(in accord with appendix to the Regulation of Minister of Science and Higher education from 26th of July 2019)</i>	Medical science
Study Profile <i>(general academic / practical)</i>	General academic
Level of studies <i>(1st level / 2nd level / uniform MSc)</i>	Uniform MSc
Form of studies	Full time studies
Type of module / course <i>(obligatory / non-compulsory)</i>	Obligatory
Form of verification of learning outcomes <i>(exam / completion)</i>	Exam
Educational Unit / Educational Units <i>(and address / addresses of unit / units)</i>	II Klinika Psychiatryczna / II Department of Psychiatry ul. Kondratowicza 8, 03-242 Warszawa phone: (+48 22) 326 58 92; e-mail: psychiatria@brodnowski.pl

Head of Educational Unit / Heads of Educational Units	Prof. dr. hab. med. Andrzej Kokoszka e-mail: andrzej.kokoszka@wum.edu.pl
Course coordinator (title, First Name, Last Name, contact)	Dr Marcin Obrębski e-mail: mobrebski@wum.edu.pl
Person responsible for syllabus (First name, Last Name and contact for the person to whom any objections concerning syllabus should be reported)	Prof. dr. hab. med. Andrzej Kokoszka e-mail: andrzej.kokoszka@wum.edu.pl
Teachers	Prof. dr hab. med. Andrzej Kokoszka Dr n. med. Aleksandra Jodko-Modlińska Dr n. o zdr. Marcin Obrębski Lek. med. Magdalena Grusiecka-Stańczyk Lek. med. Joanna Mikulska Lek. med. Wiktor Buczek Lek. Natalia Chłopecka Lek. Sebastian Koterwa Lek. Matija Mitric Lek. Radosław Napora Lek. Natalia Olejnik Lek. Sasza Rychlica Lek. Mikołaj Rejewski Lek. Przemysław Gałązka Lek. Joanna Szczerba Mgr Monika Gawłowicz Mgr Joanna Kielan Mgr Joanna Mikuła Mgr Renata Pionke Mgr Karolina Ciesielka Mgr Agnieszka Twarowska

2. BASIC INFORMATION			
Year and semester of studies	VI year I semester	Number of ECTS credits	4.00
FORMS OF CLASSES		Number of hours	ECTS credits calculation
Contacting hours with academic teacher			
Lecture (L)		0	0
Seminar (S)		10	1
Classes (C)		50	2
e-learning (e-L)		0	0
Practical classes (PC)		0	0

Work placement (WP)	0	0
Unassisted student's work		
Preparation for classes and completions	60	1

3. COURSE OBJECTIVES	
O1	History of psychiatry
O2	Bio-psycho-social aspects of mental disorders
O3	General psychopathology
O4	Legal aspects of psychiatry
O5	Classifications of mental disorders
O6	Diagnostic methods in psychiatry
O7	Biological and psychosocial methods of treatment
O8	To acquire skills of mental state assessment
O9	Emergency and preliminary therapeutic management in mental disorders

4. STANDARDS OF LEARNING – DETAILED DESCRIPTION OF EFFECTS OF LEARNING (concerns fields of study regulated by the Regulation of Minister of Science and Higher Education from 26 of July 2019; does not apply to other fields of study)	
Code and number of effect of learning in accordance with standards of learning <i>(in accordance with appendix to Regulation of Minister of Science and Higher education from 26th July 2019)</i>	Effects in time
Knowledge – Graduate* knows and understands:	
E.W1.	knows the environmental and epidemiological determinants of the most common mental illnesses
E.W10.	knows and understands the basic principles of pharmacotherapy in the elderly
E.W11.	knows and understands the risks associated with hospitalization of the elderly

E.W12.	knows and understands the basic principles of organizing elderly care as well as the burdens of being a caregiver for an elderly person
E.W15.	knows the basic concepts in the pathogenesis of mental disorders
E.W16.	knows the general psychiatric symptomatology and the principles of classifying mental disorders according to the main classification systems
E.W17.	knows the symptoms as well as principles of diagnosis and therapeutic treatment of the most common mental illnesses, including: a) schizophrenia b) affective and adaptive disorders c) eating disorders d) disorders associated with the use of psychoactive substances
E.W18.	knows the principles of diagnosis of and procedure for dealing with psychiatric emergencies
E.W19.	knows the characteristics of mental disorders and of treating these disorders in old age
E.W20.	knows the symptoms of mental disorders in the course of somatic diseases and their impact on the course of the underlying disease as well as the prognosis and principles of treating these disorders
E.W21.	has knowledge of human sexuality and of the basic disorders associated with it
E.W22.	is familiar with provisions relating to mental health care; with particular emphasis on the rules of admission to psychiatric hospitals
E.W38	is familiar with the theoretical and practical fundamentals of laboratory diagnosis in psychiatry
E.W39.	knows and understands the capabilities and limitations of laboratory testing in psychiatric emergencies

Skills– Graduate* is able to:

E.U5.	carries out a psychiatric examination
E.U12.	performs a differential diagnosis of the most common mental illnesses in adults
E.U13.	assesses and describes the patient's somatic and psychological state
E.U14.	recognizes conditions that pose a direct threat to life in the course of mental disorders
E.U15.	recognizes states under the influence of alcohol, drugs and other stimulants
E.U16.	plans diagnostic, therapeutic and preventive procedures regarding mental disorders
E.U17.	analyzes the possible adverse effects of particular drugs and the interactions between them
E.U18.	proposes that existing therapeutic guidelines and other treatment methods be individualized if standard therapy is ineffective or contraindicated
E.U19.	recognizes the signs of drug dependency and proposes treatment
E.U20.	decides that a given patient is eligible for home or hospital treatment
E.U23.	proposes a rehabilitation program for the most common diseases
E.U24.	interprets the results of laboratory tests and identifies the causes of deviations

E.U32.	plans specialist consultations
E.U38.	keeps a patient's medical records

* In appendix to the Regulation of Minister of Science and Higher education from 26th of July 2019 „graduate”, not student is mentioned.

5. ADDITIONAL EFFECTS OF LEARNING (non-compulsory)	
Number of effect of learning	Effects of learning i time
Knowledge – Graduate knows and understands:	
K1	Has a basic knowledge about different types of psychotherapy
K2	Understands the impact of psychological factors on patient adherence to recommended treatment
Skills– Graduate is able to:	
S1	Establishes ethical and professional relations with patients suffering from mental disorders
S2	Increases patient motivation and adherence to treatment
Social Competencies – Graduate is ready for:	
SC1	Presents diagnosis of a patient and discusses it with other students
SC2	

6. CLASSES		
Form of class	Class contents	Effects of Learning
Seminar 1 (3 hours)	Sexual disorders – Etiology, diagnosis, classification and treatment	E.W21
Seminar 2 (1 hours)	Eating disorder and insomnias: Etiology, diagnosis, classification and treatment	E.W15, E.W16, E.W17, E.W22
Seminar 3 (2 hours)	Psychopharmacology and diagnostic methods – the rules medication and the laboratory diagnostic methods	E.W38, E.W39
Seminar 4 (3hours)	Suicide, aggression, forensic issues – Emergency and forensic psychiatry	E.W18
Seminar 5(1 hour)	Environmental psychiatry and Organization and functions of Mental Health Centers	E.W22

Classes 1 (12 hours)	Diagnosis and therapy within Mental Health Center	E.U5, E.U12-E.U20, E.U23-E.U24, E.U32, E.U38
Classes 2 (6 hours)	Introduction to psychotherapy; models of psychotherapy, criteria of qualification to different types of psychotherapy	E.U16, E.U18, E.U20
Classes 3 (12 hours)	management with insomnia in clinical practice	E.U16, E.U17, E.U18
Classes 4 (16 hours)	management with older patients	E.U5, E.U12-E.U20, E.U23-E.U24, E.U32, E.U38
Classes 5 (2 hours)	use of restrains and management with aggressive patient	E.U5, E.U16, E.U38
Classes 6 (2 hours)	psychiatric rehabilitation	E.U16, E.U32, E.U38

7. LITERATURE

Obligatory

Cowen P., Harrison P., Burns T., Shorter Oxford Textbook of Psychiatry Edition, Sixth 2012 **or latter**

Supplementary

- Sadock B.J., Sadock V.A. Ruitz P. Kaplan and Sadock's Synopsis of Psychiatry: Behavioral Sciences/Clinical Psychiatry. Wolters Kluwer, 2015
- Meyer, R. G., Chapman, L. K., and Weaver, C. M. Case Studies in Abnormal Behavior. 9th ed. 2014

8. VERIFYING THE EFFECT OF LEARNING

Code of the course effect of learning	Ways of verifying the effect of learning	Completion criterion
E.W15-E.W39	Colloquium – test on the last day of course, <i>consisting of 20 single select multiple choice questions.</i>	At least 60% of correct answers on test
E.U5-E.U38	Written description of mental states of two patients with different disorders, presented during classes.	Accepted by the assistant

9. ADDITIONAL INFORMATION (information essential for the course instructor that are not included in the other part of the course syllabus e.g. if the course is related to scientific research, detailed description of, information about the Science Club)

Classes and seminars takes place at:

DREWNICA= Drewnica Hospital, - ul. Rychnińskiego 1, Ząbki, meeting at main entrance to the new building.

KONDRATOWICZA 8= Brodnowski Hospital, ul. Kondratowicza 8, Building G, 4th floor

SUWALSKA 11= Brodnowski Hospital, Daily Psychiatric Ward, ul. Suwalska 11

In case of epidemiological restrictions = ONLINE

The first seminar takes place in lecture hall in Brodnowski Hospital, ul. Kondratowicza 8, pawilon "G".

The detailed program of seminars and classes will be presented a during the first seminar



Emergency medicine

1. IMPRINT	
Academic Year	2021/2022
Department	Faculty of Medicine
Field of study	Medicine
Main scientific discipline <i>(in accordance with appendix to the Regulation of Minister of Science and Higher Education from 26th of July 2019)</i>	Medical science
Study Profile <i>(general academic / practical)</i>	General academic
Level of studies <i>(1st level / 2nd level / uniform MSc)</i>	Uniform MSc
Form of studies	Full time studies
Type of module/ course <i>(obligatory / non-compulsory)</i>	Obligatory
Form of verification of learning outcomes <i>(exam/completion)</i>	Exam
Educational Unit / Educational Units <i>(and address / addresses of unit / units)</i>	Emergency Department of The Infant Jesus Clinical Hospital (Szpital Kliniczny Dzieciątka Jezus) Lindleya 4, 02-005 Warsaw, phone: 48 22 502 13 23 e-mail: medycynaratunkowa@wum.edu.pl
Head of Educational Unit / Heads of Educational Units	Dr hab. med. Jarosław Czerwinski
Course coordinator <i>(title, First Name, Last Name, contact)</i>	Dr hab. med. Jarosław Czerwinski
Person responsible for syllabus <i>(First name, Last Name and contact for the person to whom any objections concerning syllabus should be reported)</i>	Dr hab. med. Jarosław Czerwinski jaroslaw.czerwinski@wum.edu.pl , medycynaratunkowa@wum.edu.pl

Teachers	mgr Ewelina Janczewska, mgr Dominika Telecka-Gądek, dr n. med. Zenon Truszewski, dr n. o zdr. Wojciech Wieczorek, dr hab. med. Bogumiła Wołoszczuk-Gębicka, lek. Michał Sobczyk
-----------------	---

2. BASIC INFORMATION			
Year and semester of studies	Year VI. Semester XI and XII	Number of ECTS credits	4,0
FORMS OF CLASSES		Number of hours	ECTS credits calculation
Contacting hours with academic teacher			
Lecture (L)			
Seminar (S)		10	1,0
Classes (C)		50	1,0
e-learning (e-L)			
Practical classes (PC)			
Work placement (WP)			
Unassisted student's work			
Preparation for classes and completions		80	2,0

3. COURSE OBJECTIVES	
O1	The aim of education is to acquire by students appropriate educational effects in the field of emergency medicine, i.e. dealing with patients in conditions directly threatening health and life in accordance with current medical knowledge.
O2	<p>In terms of knowledge, the goal is to acquire or consolidate the thematic information by the student in the following areas:</p> <ul style="list-style-type: none"> - the structure and function of the human body in normal and pathological conditions; - symptoms and course of diseases directly threatening health and life; - diagnostic and therapeutic procedures appropriate for emergency medicine; - ethical, social and legal conditions of performing the profession of emergency medicine doctor and principles of health promotion. <p>The student bases his knowledge on scientific evidence and accepted norms.</p> <p>In terms of skills, the aim of education is to acquire them in the thematic areas:</p> <ul style="list-style-type: none"> - diagnosis of a medical problem and determination of priorities in the field of emergency medicine physician responsibilities; - diagnosis of life-threatening conditions requiring immediate intervention; - planning the diagnostic procedure and interpreting its results; - implementation of proper and safe therapeutic treatment and prediction of its consequences.

O3	In the field of social competences is the construction of the attitude of a doctor who can establish and maintain a deep and respectful contact with the patient.
----	---

4. STANDARDS OF LEARNING – DETAILED DESCRIPTION OF EFFECTS OF LEARNING (concerns fields of study regulated by the Regulation of Minister of Science and Higher Education from 26 of July 2019; does not apply to other fields of study)

Code and number of effect of learning in accordance with standards of learning (in accordance with appendix to the Regulation of Minister of Science and Higher education from 26th of July 2019)	Effects in time
---	------------------------

Knowledge – Graduate* knows and understands:

F.W6, F.W7., F.W13.	Life-saving treatments: BLS, ALS, AED. A universal algorithm for life-saving activities.
F.W6, F.W7.	Acute coronary syndromes. Severe heart rhythm disturbances. ECG in emergency medicine.
F.W1., F.W2., F.W6, F.W7.	Physiological and pathophysiological distinctions of childhood. Cardiac arrest in children. PALS - advanced emergency procedures in pediatric patients.
F.W6, F.W7., F.W10.	Disorders with dyspnoe and respiratory failure: asthmatic condition, COPD, pulmonary edema, pulmonary embolism, anaphylaxis.
F.W1., F.W3., F.W10., F.W13.	Acute surgical diseases (pneumothorax, gastrointestinal bleeding, burns).
F.W1., F.W3., F.W10., F.W13.	Medications and infusion fluids in emergency medicine
F.W6, F.W7.	Acute metabolic syndromes: hypo- and hyperglycemia, hyper- and hypokalemia, hypo- and hypernatremia, hyperammonaemia, poisoning.
F.W6, F.W7.	Resuscitation of the newborn immediately after birth.
F.W2., F.W6, F.W7.	Mass events. Pre-hospital and hospital segregation of patients (triage). Multi-organ injuries. Application of FAST (focused assessment with sonography for trauma).

Skills– Graduate* is able to:

F.U10., F.U11., F.U21.	Diagnosis of sudden life-threatening conditions and rules of treatment in these states.
F.U11., F.U21.	Clinical evaluation of the unconscious patient.
F.U10., F.U11., F.U21.	Activities in the algorithm of basic and advanced rescue operations, specifying patients up to 18 years of age and adult patients, including using phantoms.
F.U10.	ECG – technical skills and interpretation
F.U10., F.U11., F.U21.	Monitoring vital signs using a cardiomonitor.
F.U10., F.U11.	Performing electrical cardioversion and heart defibrillation.

F.U5.	Arterial and venous blood collection including the ability to introduce a peripheral venous line.
F.U11.	Introduction of the oropharyngeal tube.
F.U10.	Using pulse oximetry and kapnometry.
F.U11.	Ventilation through a face mask with a self-expanding sack.
F.U10., F.U11.	Knowledge of the basic principles of conducting replacement ventilation.
F.U10., F.U11.	Treatment with oxygen.
F.U2., F.U23., F.U24.	Urinary bladder catheterisation.
F.U2.	Insertion of naso-gastric tube and Sengstakena-Blakemore tube.
F.U1.	Clinical assessment i cases of acute abdomen.
F.U1.	Assessment conditions and indication to cystostomy.
F.U22.	Evaluation of signs and symptoms of intracranial hyoertension.
F.U2.	Pleura puncture and pleural fluid collection.
F.U2.	Pleural drainage.
F.U2.	The ability to use initial deflation of the pleural cavity in the event of an emergency episode.
F.U3.	Ability to use initial decompression of cardiac tamponade.
F.U7.	Making decision in the issue of selection between X-ray, CT, MRI or USG imaging, and identifying life threatening signs in these diagnostic instruments
F.U2.	Abdominal puncture and drainage.
F.U11., F.U12.	Calculation of drug doses, also drug doses to infusion in pumps.
F.U10., F.U21.	Monitoring of poisoned patient.
F.U21.	Poisoning treatment.
F.U9.	Management in hemorrhagic shock.
F.U9.	Blood and blood components treatment.
F.U21.	Management in acute metabolic disorders.
F.U8., F.U9.	Mult-trauma and traumatic shock management.
F.U9.	Treatment with external hemorrhage.
F.U7.	Use of basic first aid devices (triangular bandage, personal dressing, pressure dressing, thermal blanket, orthopedic board, Kramer's rail, cervical collar).

F.U8.	Preparing the patient for transportation.
F.U21.	Triage

* In appendix to the Regulation of Minister of Science and Higher education from 26th of July 2019, „graduate”, not student is mentioned.

5. ADDITIONAL EFFECTS OF LEARNING (non-compulsory)	
Number of effect of learning	Effects of learning i time

Knowledge – Graduate knows and understands:

Skills– Graduate is able to:

Social Competencies – Graduate is ready for:

SC1	Able to establish and maintain a deep and respectful contact with the patient, provides mental support with special consideration of elderly and infirms.
SC2	Student is guided by the good of the patients, putting them in the foreground.
SC3	Student respects medical confidentiality and patient's rights.
SC4	Student is aware of his own limitations and the has ability to constantly improve his skills.
SC5	Student can cooperate with other members of the emergency medical team.
SC6	Student can cooperate with other health care professionals.
SC7	Student shows respect for the patient through understanding for worldview and cultural differences.

6. CLASSES (FORM, CONTENTS, EFFECTS OF LEARNING)		
Seminars	Practical classes. Exercises. Simulations	Activities performed. Skills transferred. Skills acquired by the student.
Life-saving treatments: BLS, ALS, AED. A universal algorithm for life-saving activities.	Exercises (scenarios) with BLS, ALS, AED using a manikin. Advanced ALS schemes	Diagnosis of cardiac arrest. Conducting indirect cardiac massage, ventilation, defibrillation and evaluation of the effectiveness of these procedures. Monitoring of vital signs.

Acute coronary syndromes. Severe heart rhythm disturbances. ECG in emergency medicine.	Exercises (scenarios) for the treatment of acute coronary syndromes and acute cardiac arrhythmias in pre-hospital care and SOR. Emergency ECG: heart attack, arrhythmias, pulmonary embolism, electrolyte disturbances.	ECG, external cardiac stimulation, electrical cardioversion.
Physiological and pathophysiological distinctions of childhood. Cardiac arrest in children. PALS - advanced emergency procedures in pediatric patients.	Exercises (scenarios) from BLS, PALS, AED with the use of a child dummy. Exercises of advanced PALS schemes. Simulation 1: Cardiac arrest	Diagnosis of cardiac arrest in children. Conducting indirect cardiac massage, ventilation, defibrillation and evaluation of the effectiveness of these procedures.
Disorders with dyspnoea and respiratory failure: asthmatic condition, COPD, pulmonary edema, pulmonary embolism, anaphylaxis.	The principles of oxygen therapy and ventilation. Instrumental and non-instrumental methods of airway management. Cricothyroidotomy. Simulation 6. Pulmonary edema.	Ventilation of the patient. Endotracheal intubation rules. Introduction of the oropharyngeal tube and laryngeal mask. Ventilation using a self-expanding bag and face mask and after inserting the device.
Acute surgical diseases (pneumothorax, gastrointestinal bleeding, burns).	Treatment of pneumothorax, treatment of gastrointestinal bleeding. Principles of blood and plasma treatment. Simulation 4. Multi-organ injury. Pelvic fracture. Pneumothorax. Simulation 3. Burns.	Insertion of a naso-gastric tube, and Sengstaken-Blakemore tube. Putting on a pressure dressing and a ruffler. Documentation related to blood treatment.
Medications and infusion fluids in emergency medicine	Administration of basic drugs in cardiopulmonary resuscitation and other life-threatening situations. Modern fluid therapy. Methods of obtaining central and peripheral venous access. Intraosseous access.	Calculation of drug doses, especially doses to infusion in pumps.
Acute metabolic syndromes: hypo- and hyperglycemia, hyper- and hypokalemia, hypo- and hypernatremia, hyperammonaemia, poisoning.	Discussion of principles for the diagnosis and treatment of acute metabolic disorders. Simulation 7. Metabolic disorders.	Simple diagnosis and treatment of acute metabolic disorders.
Resuscitation of the newborn immediately after birth.	Advanced PALS diagrams in children and newborns immediately after birth. Pharmacotherapy in PALS. Instrumental and non-instrumental methods of clearing the airways. Procedure in case of aspiration and choking in children. Principles of oxygen therapy and ventilation of children. Treatment of pain associated with trauma in children. Hemorrhagic shock. Hyperkalemia.	Inserting the oropharyngeal tube and laryngeal mask in children. Oxygen therapy. Ventilation, Coniotomy in children. Management of hemorrhagic shock. Fluid therapy and treatment with blood products. Management of Hiperkalemia.
Mass events. Pre-hospital and hospital segregation of patients (triage). Multi-organ injuries. Application of FAST (focused assessment with sonography for trauma).	Segregation of patients (triage scenarios). Management of multi-trauma injuries. Evaluation of patients after trauma (International Trauma Life Support algorithms). Simulation 5. Multiple organ injury. Spinal fracture. Broken limbs. Simulation 9. Multiple organ injury, abdominal bleeding.	Simulation of segregation of patients. Documentation of triage. Techniques of life-saving diagnostic and therapeutic procedures: puncture of the body cavities (puncture and pleural drainage, puncture and abdominal drainage, pericardial sac puncture), intersection. Techniques of using the equipment (orthopedic board, cervical collar, Kramer's rail). The use of ultrasound and other imaging techniques in the emergency department in patients with multiple site injuries.


7. LITERATURE

Obligatory


The ERC Guidelines 2021
<https://cprguidelines.eu/>



Campbell JE, Alson RL: International Trauma Life Support for Emergency Care Providers. 9th Edition. Pearson 2020





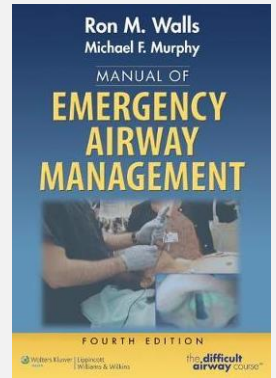
Rita K. Cydulka, Michael T. Fitch, Scott A. Joing, Vincent J. Wang, David M. Cline, O. John Ma. Emergency Medicine Manual. McGraw-Hill Education 2018



Supplementary

R. Bachur, K. Shaw, J. Chamberlain, J. Lavelle et al. Fleisher & Ludwig's Textbook of Pediatric Emergency Medicine. 2020



<p>Emmanouil Pikoulis, Jay Doucet. Emergency Medicine, Trauma and Disaster Management. Springer. Berlin 2020</p>	
<p>Ron Walls, Michael Murphy. Emergency Airway Management. Lippincott Williams and Wilkins 2012</p>	

8. VERIFYING THE EFFECT OF LEARNING																		
Code of the course effect of learning	Ways of verifying the effect of learning	Completion criterion																
<i>e.g.G.K1, G.S1, K1</i>	<i>This field defines the methods used for grading students e.g. pop quiz, test, written report etc.</i>	<i>e.g. threshold number of points</i>																
F.W1.	Current assessment of knowledge and skills by the assistant, practical final, exam	Positive assessment of knowledge and skills by the teachers. Positive final pass. Exam result: more than 40 out of 60 possible points. The exam grade scale is as follows: <table border="1" data-bbox="539 1637 1342 1966"> <thead> <tr> <th colspan="2" data-bbox="539 1637 1342 1682"> Kryteria zaliczenia przedmiotu: egzamin testowy </th> </tr> <tr> <th data-bbox="539 1682 916 1720"> ocena </th> <th data-bbox="916 1682 1342 1720"> kryteria </th> </tr> </thead> <tbody> <tr> <td data-bbox="539 1720 916 1760"> 2,0 (ndst) </td> <td data-bbox="916 1720 1342 1760"> Poniżej 41 pkt w egzaminie testowym </td> </tr> <tr> <td data-bbox="539 1760 916 1800"> 3,0 (dost) </td> <td data-bbox="916 1760 1342 1800"> 41-44 pkt w egzaminie testowym </td> </tr> <tr> <td data-bbox="539 1800 916 1841"> 3,5 (ddb) </td> <td data-bbox="916 1800 1342 1841"> 45-48 pkt w egzaminie testowym </td> </tr> <tr> <td data-bbox="539 1841 916 1881"> 4,0 (db) </td> <td data-bbox="916 1841 1342 1881"> 49-52 pkt w egzaminie testowym </td> </tr> <tr> <td data-bbox="539 1881 916 1921"> 4,5 (pdb) </td> <td data-bbox="916 1881 1342 1921"> 53-56 pkt w egzaminie testowym </td> </tr> <tr> <td data-bbox="539 1921 916 1962"> 5,0 (bdb) </td> <td data-bbox="916 1921 1342 1962"> 57-60 pkt w egzaminie testowym </td> </tr> </tbody> </table>	Kryteria zaliczenia przedmiotu: egzamin testowy		ocena	kryteria	2,0 (ndst)	Poniżej 41 pkt w egzaminie testowym	3,0 (dost)	41-44 pkt w egzaminie testowym	3,5 (ddb)	45-48 pkt w egzaminie testowym	4,0 (db)	49-52 pkt w egzaminie testowym	4,5 (pdb)	53-56 pkt w egzaminie testowym	5,0 (bdb)	57-60 pkt w egzaminie testowym
Kryteria zaliczenia przedmiotu: egzamin testowy																		
ocena	kryteria																	
2,0 (ndst)	Poniżej 41 pkt w egzaminie testowym																	
3,0 (dost)	41-44 pkt w egzaminie testowym																	
3,5 (ddb)	45-48 pkt w egzaminie testowym																	
4,0 (db)	49-52 pkt w egzaminie testowym																	
4,5 (pdb)	53-56 pkt w egzaminie testowym																	
5,0 (bdb)	57-60 pkt w egzaminie testowym																	
F.W2.	As above	As above																

F.W3.	As above	As above
F.W6.	As above	As above
F.W7.	As above	As above
FW8.	As above	As above
F.W10.	As above	As above
F.W13.	As above	As above
F.W16.	As above	As above
F.U1.	As above	As above
F.U2.	As above	As above
F.U5.	As above	As above
F.U7.	As above	As above
F.U8.	As above	As above
F.U9.	As above	As above
F.U10.	As above	As above
F.U11.	As above	As above
F.U12.	As above	As above
F.U21.	As above	As above
F.U22.	As above	As above
F.U23.	As above	As above
F.U24.	As above	As above
K1	As above	As above
K2	As above	As above
K3	As above	As above
K4	As above	As above
K5	As above	As above
K6	As above	As above
K7	As above	As above

9. ADDITIONAL INFORMATION(*information essential for the course instructor that are not included in the other part of the course syllabus e.g. if the course is related to scientific research, detailed description of, information about the Science Club*)

2021.09.01.

Information for students of the 6th year of medicine on the course in emergency medicine in the academic year 2021-22

The organization of classes in the 2021/22 academic year takes into account the ongoing COVID-19 pandemic and the regulations of the University Authorities, the Chief Sanitary Inspector, the thematic University Team and Ministry of Education in this issue.

1. Classes (seminars and exercises) will be conducted in a stationary form in the premises of the Department of Emergency Medicine (Szpital Kliniczny Dzieciątka Jezus, ul. Lindley'a 4).

2. Clinical exercises, in bedside classes, will be conducted at the Emergency Department of the Szpital Kliniczny Dzieciątka Jezus, ul. Lindley'a 4.

3. During full-time classes in the premises of ZMR and SOR Students, the Regulations apply.

4. Additional materials (films, source texts, studies) will be posted on the e-learning platform.

5. Access to materials uploaded on the platform will be provided throughout the entire academic year.

6. Classes at the Medical Simulation Center (CSM) take place on dates and according to the rules in force at the Center

1. Classes (seminars and exercises) will be conducted in a stationary form in the premises of the Department of Emergency Medicine (Szpital Kliniczny Dzieciątka Jezus, ul. Lindley'a 4).

2. Clinical exercises, in bedside classes, will be conducted at the Emergency Department of the Szpital Kliniczny Dzieciątka Jezus, ul. Lindley'a 4.

3. During full-time classes in the premises of ZMR and SOR Students, the Regulations apply.

4. Additional materials (films, source texts, studies) will be posted on the e-learning platform.

5. Access to materials uploaded on the platform will be provided throughout the entire academic year.

6. Classes at the Medical Simulation Center (CSM) take place on dates and according to the rules in force at the Center

7. The conditions for completing the course are:

- holding seminars and practical exercises at the Department of Emergency Medicine;

- classes at CSM ;;

- use of all materials posted on the e-learning platform;

- passing the exam in the remote formula (e-learning platform, on-line access from 2 p.m. to 8 p.m.) on Friday, ending the two-week course.

8. A detailed schedule of classes divided into groups will be posted on the Department's website and on the e-learning platform. The schedule will include classes at the Medical Simulation Center and the exam.

9. The documents linked in content to this Information are: Regulations for Students in force during full-time classes in the premises of the Department of Emergency Medicine, Two-week program of teaching emergency medicine for the 6th year of medical faculties in the academic year 2021-22, Detailed schedule of classes, Syllabus of the subject.

2021.09.01.

Regulations for students applicable during full-time classes in the premises of the Department of Emergency Medicine and the Hospital Emergency Department

1. Before starting classes, the student is required to read these regulations and the documents (available on the Department's website and on the e-learning platform):

- thematically related to the classes (Information for students of the 6th year of the Faculty of Medicine on the course in emergency medicine in the 2021-22 academic year, subject syllabus, two-week curriculum for the 6th year of medical faculties in the 2021-21 academic year, detailed schedule of classes;

- talking about the principles of conducting classes in connection with the COVID-19 pandemic (the rules introduced by the University Authorities will be systematically available on the e-learning platform).
2. Before and during classes, the student should follow the current epidemic rules.
 3. The student is obliged to prepare individually for each class based on the indicated literature, materials available on the e-learning platform and information published on the Department's website.
 4. The student participates in full-time classes in the group indicated in the schedule of classes. Changing the group at the student's request requires the individual consent of the Subject Coordinator.
 5. The organization of stationary classes may change. Information on changes for individual groups will be posted on the e-learning platform no later than the day preceding the block of Emergency Medicine classes.
 6. In special situations and confirmed by an appropriate document, the Student's absence during full-time classes does not require making up. These situations include: the student's wedding, death of the closest family member of the student, summons to court, honorary blood donation on a given day, summons to WKU, quarantine or epidemiological supervision by PSSE.
 7. Any other absence requires making up after obtaining the consent of the assistant conducting the classes on the jointly selected date.
 8. The student is obliged to change shoes and, if there are classes at the bedside, also outerwear in the cloakroom on the premises of the Institute. Footwear must have a non-marking sole and medical protective clothing should be neat, functional and safe.
 9. Due to COVID-19, it is obligatory to wear protective masks, frequently disinfect hands, wear gloves and keep distance during stationary classes.
 10. During practical classes, students perform exercises under the supervision of an assistant conducting the classes, observing the safety rules indicated by him.
 11. After completing the practical classes, students organize and disinfect the used equipment according to the rules indicated by the teaching assistant.
 12. The student is obliged to comply with the health and safety rules and the protection of fire safety in force on the premises of the Institute.
 13. In particular, it is prohibited to:
 - use of training equipment without the consent and supervision of the teaching assistant
 - use of electrical devices, especially a cardiac defibrillator monitor, without the consent and supervision of the teaching assistant.
 14. In connection with COVID-19, until further notice, a mixed teaching formula is in force, with a limitation of the number of stationary classes, conducting stationary classes in smaller groups, participation in remote classes, cancellation of classes at the bedside.
 15. In matters not covered above, the Study Regulations of the Medical University of Warsaw apply.



Family medicine

1. IMPRINT	
Academic Year	2021/2022
Department	Faculty of Medicine
Field of study	Medicine
Main scientific discipline <i>(in accord with appendix to the Regulation of Minister of Science and Higher education from 26th of July 2019)</i>	Medical Science
Study Profile <i>(general academic / practical)</i>	General academic
Level of studies <i>(1st level /2nd level/ uniform MSc)</i>	uniform MSc
Form of studies	Full time studies
Type of module / course <i>(obligatory / non-compulsory)</i>	Obligatory
Form of verification of learning outcomes <i>(exam / completion)</i>	Exam
Educational Unit / Educational Units <i>(and address / addresses of unit / units)</i>	Department of Family Medicine (1MH), MUW 6 Binińskiego St, 02-097 Warsaw, 4-th floor, rooms: 5.52, 5.53, 5.54 (University Dentistry Center) phone: 48 22 116 62 32
Head of Educational Unit / Heads of Educational Units	Życińska Katarzyna M.D, Ph.D, Prof. katarzyna.zycinska@wum.edu.pl

Course coordinator (<i>title, First Name, Last Name, contact</i>)	Życińska Katarzyna M.D, Ph.D, Prof. katarzyna.zycinska@wum.edu.pl Puchala Mateusz M.D, family.medicine@wum.edu.pl
Person responsible for syllabus (<i>First name, Last Name and contact for the person to whom any objections concerning syllabus should be reported</i>)	Życińska Katarzyna M.D, Ph.D, Prof. katarzyna.zycinska@wum.edu.pl
Teachers	Durajski Łukasz M.D. Jakubiak Maciej M.D. Madoń Jakub M.D. Puchala Mateusz M.D. Whiteman Monika M.D. Zielonka Tadeusz M.D, Ph.D Życińska Katarzyna M.D, Ph.D, Prof. Medical Center MUW – Mieszalska Justyna

2. BASIC INFORMATION			
Year and semester of studies	VI year, 11 semester (winter)	Number of ECTS credits	4.00
FORMS OF CLASSES		Number of hours	ECTS credits calculation
Contacting hours with academic teacher			
Lecture (L)			
Seminar (S)		10	0,6
Classes (C)		50	3,4
Practical classes (PC)			
Work placement (WP)			
Unassisted student's work			
Preparation for classes and completions			

3. COURSE OBJECTIVES	
O1	Present basic knowledge on the organization of primary care and practical aspects of simple procedures. Students discuss the principles of family doctor's cooperation with a specialist doctor and pre-and post-hospital care.
O2	The most common conditions in primary care (treat a wide range of medical conditions and injuries for patients of all ages, genders, and states of health).
O3	Medical consultation and communication with the patients as family doctor/general practitioner.

4. STANDARDS OF LEARNING – DETAILED DESCRIPTION OF EFFECTS OF LEARNING (*concerns fields of study regulated by the Regulation of Minister of Science and Higher Education from 26 of July 2019; does not apply to other fields of study*)

Code and number of effect of learning in accordance with standards of learning

(*in accordance with appendix to Regulation of Minister of Science and Higher education from 26th July 2019*)

Effects in time

Knowledge – Graduate* knows and understands:

G.K1	E.W2 rules of nutrition of healthy and sick children, protective vaccinations and routine children’s health checks
G.K2	E.W7 reasons, symptoms, diagnostic and treatment procedures of the most frequent internal diseases and their complications in adult patients: <ol style="list-style-type: none"> 1) circulatory system diseases, including coronary heart disease, heart defects, endocardium disease, cardiomyopathy, pericardium diseases, cardiac failure (acute and chronic), artery and vein diseases, hypertension: essential and secondary, pulmonary hypertension, 2) respiratory system diseases, including respiratory tract diseases, chronic obstructive pulmonary disease, bronchial asthma, bronchiectasis, cystic fibrosis, respiratory system infections, interstitial lung diseases, pleural diseases, mediastinal disorders, obstructive and central sleep apnoea, respiratory failure (acute and chronic), respiratory system cancers, 3) rheumatic diseases, including systemic diseases of connective tissue, systemic vasculitis, arthritis with the involvement of the spine, bone metabolic diseases, in particular osteoporosis and osteoarthritis, gout, 4) water-electrolytic disturbances and acid-base disturbances, dehydration, hyperhydration, electrolyte imbalance, acidosis and alkalosis;
G.K3	E.W8. course and symptoms of the process of aging, as well as the rules of the general geriatric assessment and the interdisciplinary care of elderly patients;
G.K4	E.W38. causes, symptoms, diagnosis and treatment of the most common diseases and the specific problems in the family practice.

Skills– Graduate* can:

G.S1	E.U1. collect medical history from adult patients;
G.S2	E.U2. collect medical history from a child and its family;
G.S3	E.U3. conduct a complete and targeted physical examination in adults;
G.S4	E.U4. conduct a physical examination of children of any age;
G.S5	E.U12. perform the differential diagnosis of the most common diseases in adults and children;
G.S6	E.U16. plan diagnostic, therapeutic and preventive treatment;
G.S7	E.U20. qualify patients for home and hospital treatment;

G.S8	E.U24. interpret laboratory test results with the identification of reasons for deviation;
G.S9	E.U27. qualify a patient for vaccinations;
G.S10	E.U29. perform the basic medical procedures, including: <ul style="list-style-type: none"> 1) body temperature measurement, pulse count and non-invasive blood pressure check, 2) standard resting electrocardiogram with adequate interpretation, electrical cardioversion and defibrillation, 3) simple strip test and blood glucose check;
G.S11	E.U32. plan specialist consultations.

* In appendix to the Regulation of Minister of Science and Higher education from 26th of July 2019 „graduate“, not student is mentioned.

5. ADDITIONAL EFFECTS OF LEARNING (non-compulsory)	
Number of effect of learning	Effects of learning i time
Knowledge – Graduate knows and understands:	
K1	K.S3 Student respects medical confidentiality and patient's rights
Skills– Graduate is able to:	
S1	K.S2 Student is guided by the good of the patients, putting them in the foreground.
Social Competencies – Graduate is ready for:	
SC1	K.S1 Able to establish and maintain a deep and respectful contact with the patient.

6. CLASSES		
Form of class	Class contents	Effects of Learning
Seminar (S)	S1. Rheumatic disease in the GP. S2. Psychoactive substances addiction. S3. Tools and utilities of primary health care physician. S4. e-Health systems in primary care practice. S5. Vaccinations in family practice. S6. The health impact of air pollution - practical implications for general practitioners.	G.K1 – G.K.4; K1; S1; SC1
Classes (C)	Practical classes in family doctor’s clinic – 6 meetings.	G.S1 - G.S11; K1; S1; SC1

7. LITERATURE
Obligatory
Obligatory literature: Textbook of Family Medicine. Author: Robert and David P. Rakel. Ninth Edition.Elsevier 2015.
Supplementary

8. VERIFYING THE EFFECT OF LEARNING

Code of the course effect of learning	Ways of verifying the effect of learning	Completion criterion
G.K1 – G.K.4; G.S1 - G.S11; K1; S1; SC1	1. Complete the entire course and attendance at all classes. 2. Exam - SCQ test (50 questions).	60%

9. ADDITIONAL INFORMATION *(information essential for the course instructor that are not included in the other part of the course syllabus e.g. if the course is related to scientific research, detailed description of, information about the Science Club)*

Regulations for students during classes at the Department of Family Medicine

1. The student is obliged to read the syllabus and time-table on the website www.medycynarodzinna.wum.edu.pl
2. Seminars start at 3.00 p.m. If any changes occur - remember point 1.
3. The students participate in classes (seminars and practice) only with their group. Possible group change is allowed in exceptional, justified situations and requires individual approval - Mateusz Puchala M.D.
4. The student must complete the entire course - all seminars and practical classes. Any absence requires working off.
5. The student is obliged to follow the Medical University of Warsaw Regulations (available at the University's website).
6. During classes with patients, students keep seriousness and silence.
7. Meals and drinks should be consumed during breaks.
8. Attendance card should be returned to secretariat no longer than a week after the end of classes.
9. The student should obtain credits for family medicine in the plan of study, but no later than 2 weeks after the end of the course.
10. Students can get credits and proceed to the final exam (winter session) only after completing all Department's requirements.
11. Any comments or complaints regarding the final test are considered before leaving the examination room.
12. Examination grades are final, and we do not allow positive ratings to be improved.
13. The person responsible for students' affairs: **Mateusz Puchala M.D.** family.medicine@wum.edu.pl

ATTENTION!

Please be sure to check the format and location of your classes at www.medycynarodzinna.wum.edu.pl

Signature of the Head of the Unit

Signature of the person responsible for syllabus

Prof. Katarzyna Życińska, M.D., PhD

Mateusz Puchala, M.D.