



Medical University of Warsaw
Faculty of Medicine - English Division
61 Żwirki i Wigury Street
02-091 Warsaw, Poland

[http: // www.wum.edu.pl/](http://www.wum.edu.pl/)

6th YEAR CURRICULUM

6-year program

Academic year: 2025/2026

„The property rights, including copyrights, to the syllabus are vested in Medical University of Warsaw. The syllabus can be used for purposes related to education during studies at the Medical University of Warsaw. The use of the syllabus for other purposes requires the consent of the Medical University of Warsaw.”

AUTHORITIES OF MEDICAL UNIVERSITY OF WARSAW – TERM 2024-2028

Rector – Professor Rafał Krenke, MD, PhD

Vice Rector for Student Affairs and Education – Professor Marek Kuch, MD, PhD

Vice Rector for Science and Technology Transfer – Professor Marcin Sobczak, MD, PhD

Vice Rector for Human Resources – Professor Dorota Olczak-Kowalczyk, MD, PhD

Vice Rector for Clinical Affairs and Investments – Professor Agnieszka Cudnoch-Jędrzejewska, MD, PhD

Vice Rector for International Relations, Development and Promotion – Professor Michał Grąt, MD, PhD

FACULTY AUTHORITIES OF MEDICAL UNIVERSITY OF WARSAW – TERM: 2024-2028

Faculty of Medicine – Professor Paweł Włodarski MD, PhD

English Division – Faculty of Medicine – Assoc. Prof. Jacek Sieńko, MD, PhD.

DEAN’S OFFICE

Head of the Dean’s Office – Krystyna Jarzab, MA

Student Administration Officer (1st, 2nd, 3rd - Year) – Aleksandra Chilecka

Student Administration Officer (4th, 5th, 6th - Year) – Dominka Renik, MA and Patrycja Karpińska, MA

STUDENT GOVERNMENT REPRESENTATIVES:

President – Alexis Vourtsis

CLASS REPRESENTATIVE:

Vice President, Head of Academic Affairs – Alexander Steiner

Aleksandra Frankowska – 6 year

Vice President, Head of Student Affairs – Sylvie Marie Régine Etienne

Head of Communications and Administrative Management – Maria Kienitz

Social Media Coordinator –

Events Coordinator – Dyia Bachour

Events Coordinator – Divit Amarnani

www: <https://ed.wum.edu.pl/edsq>

<https://edsqmuw.wixsite.com/wumedsq>

SCHEDULE – ACADEMIC YEAR 2025/2026

6-year program

WINTER SEMESTER – 01.10.2025 – 15.02.2026

STUDENT'S ACADEMIC CLASSES:	01.10.2025 – 21.12.2025
	05.01.2026 – 25.01.2026
WINTER HOLIDAYS:	22.12.2025 – 04.01.2026
EXAM SESSION:	26.01.2026 – 01.02.2026
DAYS OFF BETWEEN SEMESTER:	02.02.2026 – 08.02.2026
RETAKE EXAM SESSION:	09.02.2026 – 15.02.2026

SUMMER SEMESTER – 16.02.2026 – 30.09.2026

STUDENT'S ACADEMIC CLASSES:	16.02.2026 – 01.04.2026
	09.04.2026 – 26.04.2026
	04.05.2026 – 14.06.2026
EASTER HOLIDAYS:	02.04.2026 – 08.04.2026
SPRING HOLIDAYS:	27.04.2026 – 03.05.2026
DAYS OFF BEFORE EXAM SESSION:	15.06.2026 – 21.06.2026
EXAM SESSION:	22.06.2026 – 12.07.2026
SUMMER HOLIDAYS:	13.07.2026 – 30.09.2026
RETAKE EXAM SESSION:	31.08.2026 – 13.09.2026

Curriculum of the 6th year of 6-year 2025/2026 ED program and the list of contents

6th year

page	subject	form of credit	semester	Total no of hours	including				ECTS
					lecture	seminar	class	practical	
5	Internal Medicine-Cardiology	exam	1&2	90		15	75		6
10	Internal Medicine-Pulmonology		1&2	60		10	50		4
14	Internal Medicine-Endocrinology		1&2	30		5	25		2
19	Internal Medicine-Diabetology		1&2	30		5	25		2
24	Internal Medicine-Nephrology		1&2	30		5	25		2
29	Pediatrics	exam	1&2	120		40	80		8
36	Surgery	exam	1&2	120		20	100		8
42	Obstetrics and Gynecology	exam	1	60		10	50		4
48	Psychiatry	exam	1	60		10	50		4
54	Emergency Medicine	exam	1	60		10	50		4
66	Family Medicine	exam	1	60		10	50		4
71	Specialty chosen by a student	credit	2	180		30	150		12
				900	0	170	730	0	60

- During clinical classes, it is essential to strictly follow the rules limiting the transmission of hospital acquired infections while working on the ward and in contact with patients. Medical clothing with short sleeves is recommended. Avoid wearing private clothing on the hospital grounds. If medical coats are used for private clothing, they must be fastened. Long hair must be tied up. It is necessary to change footwear to work footwear that meet the requirements of occupational health and safety regulations. When starting work on the ward, the "nothing below the elbow" rule must be observed, meaning no watches and/or jewelry on the upper limbs or painted nails. If diagnostic gloves are used, they should be put on after hand washing and / or disinfection, immediately prior to contact with the patient.

- Teaching consultations for students are conducted by teachers from the teaching department.
- Attendance is mandatory. In the event of absence due to a documented emergency, it is possible to make up class — by prior arrangement with the course coordinator.



Internal Medicine – Practical Cardiology

1. IMPRINT

Academic Year	2025/2026
Department	Faculty of Medicine
Field of study	Medicine
Main scientific discipline	Medical Science
Study Profile	General academic
Level of studies	Uniform MSc
Form of studies	Full time studies
Type of module/ course	obligatory
Form of verification of learning outcomes	exam
Educational Unit / Educational Units	1st Department of Cardiology (1WR), 1A Banacha St., 02-097 Warsaw, POLAND Phone: 22 599 29 58 e-mail: cardiology@wum.edu.pl WWW: http://cardiology.wum.edu.pl
Head of Educational Unit / Heads of Educational Units	prof. Marcin Grabowski, MD PhD, phone: 22 599 29 58, e-mail: marcin.grabowski@wum.edu.pl
Course coordinator	Assoc. Professor Michał Marchel, MD PhD, phone: 22 599 19 58, e-mail: michal.marchel@wum.edu.pl

Person responsible for syllabus	Assoc. Professor Michał Marchel, MD PhD, phone: 22 599 19 58, e-mail: michal.marchel@wum.edu.pl
Teachers	Marcin Grabowski MD, Paweł Balsam MD, Aleksandra Gąsecka MD, Renata Głowczyńska MD, Ewa Szczerba MD, Agata Tymińska MD, Krzysztof Ozierański MD, Łukasz Januszkiewicz MD, Michał Peller MD, Piotr Łodziński MD, Szymon Jonik MD, Agnieszka Kołodzińska MD, Sonia Borodicz MD, Mariusz Tomaniak MD, Cezary Maciejewski MD, Jakub Rokicki MD, Marek Wawrzacz MD, Michał Marchel MD.

2. BASIC INFORMATION

Year and semester of studies	6th year, 11. and 12th semester	Number of ECTS credits	6.00
FORMS OF CLASSES		Number of hours	ECTS credits calculation
Contacting hours with academic teacher			
Lecture (L)			
Seminar (S)		15	0,60
Classes (C)		75	3,00
e-learning (e-L)			
Practical classes (PC)			
Work placement (WP)			
Unassisted student's work			
Preparation for classes and completions		60	2,40

3. COURSE OBJECTIVES

O1	Ability to diagnose and treat of common cardiovascular diseases as: ischemic heart diseases, valvular diseases, diseases of pericardium, endocardium and myocardium, acute and chronic heart failure, arterial hypertension primary and secondary, common diseases of artery and veins, pulmonary hypertension.
----	---

4. STANDARDS OF LEARNING – DETAILED DESCRIPTION OF EFFECTS OF LEARNING (*concerns fields of study regulated by the Regulation of Minister of Science and Higher Education from 26 of July 2019; does not apply to other fields of study*)

Code and number of effect of learning in accordance with standards of learning	Effects in the field of: (<i>in accordance with appendix to the Regulation of Minister of Science and Higher education from 26th of July 2019</i>) E.W.7 p. 1, E.W3 p. 2 E.U.1; E.U.3: E.U.13 E.U 12; E.U.16, G.S1
---	--

Knowledge – Graduate* knows and understands:

G.K1/ E.W3 p. 2	Knowledge of etiology, symptoms, diagnostics and treatment of common cardiovascular diseases as: ischemic heart diseases, valvular diseases, diseases of pericardium, endocardium and myocardium, acute and chronic heart failure, arterial hypertension primary and secondary, common diseases of artery and veins, pulmonary hypertension.
G.K1/ E.W7 p.1	Knowledge of reasons, symptoms, diagnostic and treatment procedures of the most frequent internal diseases and their complications in adult patients: 1) circulatory system diseases, including coronary heart disease, heart defects, endocardium disease, cardiomyopathy, pericardium diseases, cardiac failure (acute and chronic), artery and vein diseases, hypertension: essential and secondary, pulmonary hypertension,

Skills– Graduate* is able to:

G.S1	Skills: history taking and physical examination of patients with cardiovascular diseases, basic interpretation of electrocardiography, indication for visualization tests like echocardiography, computed tomography, magnetic resonance imaging and coronary angiography
G.S1/ E.U1	collect medical history from adult patients
G.S2/ E.U3	conduct a complete and targeted physical examination in adults;
G.S3/ E.U12	perform the differential diagnosis of the most common diseases in adults and children;
G.S4/ E.U13	assess and describe the patient's somatic and psychological states;
G.S5/ E.U16	plan diagnostic, therapeutic and preventive treatment;

* In appendix to the Regulation of Minister of Science and Higher education from 26th of July 2019 „graduate”, not student is mentioned.

5. ADDITIONAL EFFECTS OF LEARNING (*non-compulsory*)

Number of effect of learning	Effects in the fields of:
-------------------------------------	----------------------------------

Knowledge – Graduate knows and understands:

K1	As above
----	----------

Skills– Graduate is able to:

S1	As above
----	----------

Social Competencies – Graduate is ready for:

SC1	As above
-----	----------

6. CLASSES

Form of class	Class contents	Effects of Learning
Seminars/e-learning/bedside classes	Signs and symptoms of cardiovascular diseases (K1, S1, C1)	E.W.7 p. 1, E.W3 p. 2 E.U.1; E.U.3: E.U.13 E.U 12; E.U.16, G.S1
Seminars/e-learning/bedside classes	Chest Pain (K1, S1, C1)	
Seminars/e-learning/bedside classes	Dyspnea (K1, S1, C1)	
Seminars/e-learning/bedside classes	Palpitations (K1, S1, C1)	
Seminars/e-learning/bedside classes	Syncope (K1, S1, C1)	
Seminars/e-learning/bedside classes	Cardiovascular Prevention (K1, S1, C1)	
Seminars/e-learning/bedside classes	Cardiovascular Pharmacotherapy (K1, S1, C1)	
Seminars/e-learning/bedside classes	Intensive Care (K1, S1, C1)	
Seminars/e-learning/bedside classes	Interventional Treatment (K1, S1, C1)	
Seminars/e-learning/bedside classes	Cardiosurgery (K1, S1, C1)	
Seminars/e-learning/bedside classes	ECG - the normal cases (K1, S1, C1)	
Seminars/e-learning/bedside classes	ECG - basic abnormalities (K1, S1, C1)	
Seminars/e-learning/bedside classes	ECG – ischaemia (K1, S1, C1)	
Seminars/e-learning/bedside classes	ECG – arrhythmias (K1, S1, C1)	
Seminars/e-learning/bedside classes	ECG – interpretation (K1, S1, C1)	

7. LITERATURE

Obligatory

1. John Camm, Thomas F. Lüscher, Gerard Maurer Patrick Serruys The ESC Textbook of Cardiovascular Medicine (3 edn), OUP Oxford, 2019.
2. Guidelines of the European Society of Cardiology (<http://www.escardio.org/guidelines-surveys/esc-guidelines/Pages/GuidelinesList.aspx>)

Supplementary

1. Eugene Braunwald, ed., Heart Disease. A Textbook of Cardiovascular Medicine, 12th edition, Philadelphia: W.B. Saunders Company, 2021.
2. Barry London Cardiology: An Illustrated Textbook, JP Medical Publishers 2020.
3. Crash Course Cardiology Elsevier eBook on VitalSource, 5th Edition 2019

8. VERIFYING THE EFFECT OF LEARNING

Code of the course effect of learning	Ways of verifying the effect of learning	Completion criterion
E.W.7 p. 1, E.W3 p. 2 E.U.1; E.U.3: E.U.13 E.U 12; E.U.16, G.S1	<i>Oral credit</i>	<i>Oral credit</i>

9. ADDITIONAL INFORMATION (*information essential for the course instructor that are not included in the other part of the course syllabus e.g. if the course is related to scientific research, detailed description of, information about the Science Club*)

Dress code	Medical clothing with short sleeves is recommended. Avoid wearing private clothing on the hospital grounds. If medical coats are used for private clothing, they must be fastened. Long hair must be tied up. It is necessary to change footwear to work footwear in accordance with the regulations. If diagnostic gloves are used, they should be put on after hand washing and / or disinfection, immediately prior to contact with the patient.
Credit and presence	Oral credit on the last day of the classes. A list of questions is sent on the first day of classes and is also available on the department's website (https://cardiology.wum.edu.pl/english-division). Credit rules: With 100% attendance, 2 questions from the Basic questions list. For each absence, an additional question from Additional questions list (up to 3 absences). Each day of absence should be made up with a different group at a later date. More than 3 absences - it is not possible to pass the classes (block repetition)
Cardiology Club	contact: Marek Wawrzacz MD; marekjakub.wawrzacz@gmail.com

Medical University of Warsaw has property rights, including copyright, to the syllabus. The syllabus may be used for educational purposes at the MUW only. Using of the syllabus for other purposes requires consent of the MUW.

ATTENTION

The final 10 minutes of the last class in the block/semester/year should be allocated to students' Survey of Evaluation of Classes and Academic Teachers.



Internal Medicine – Advanced Pulmonology

1. IMPRINT

Academic Year	2025/2026
Department	Faculty of Medicine
Field of study	Medicine
Main scientific discipline	Medical Science
Study Profile	General academic
Level of studies	Uniform MSc
Form of studies	Full time studies
Type of module / course	Obligatory
Form of verification of learning outcomes	Credit
Educational Unit / Educational Units	2nd Department of Lung Diseases and Oncology, National Tuberculosis and Lung Diseases Research Institute 26 Płocka Str., 01-138 Warsaw, ph: 48 22 43 12 246, e-mail: 2klinika@igichp.edu.pl www: https://www.igichp.edu.pl/kliniki-oddzialy/2-klinika-chorob-pluc/
Head of Educational Unit / Heads of Educational Units	prof. dr hab. med. Paweł Śliwiński, MD PhD, e-mail: p.sliwinski@igichp.edu.pl
Course coordinator	Rafał Dobek, MD, PhD, e-mail: rafaldobek@yahoo.com , phone: +48 22 4312 246

Person responsible for syllabus	Rafal Dobek, MD, PhD
Teachers	Rafal Dobek MD, PhD and Department's team

2. BASIC INFORMATION

Year and semester of studies	6th year, 11th & 12th semester	Number of ECTS credits	4.00
FORMS OF CLASSES		Number of hours	ECTS credits calculation
Contacting hours with academic teacher			
Lecture (L)		-	
Seminar (S)		10	0,40
Classes (C)		50	2
e-learning (e-L)		-	
Practical classes (PC)		-	
Work placement (WP)		-	
Unassisted student's work			
Preparation for classes and completions		40	1,60

3. COURSE OBJECTIVES

O1	The aim of the course is to revise information learned during Pulmonology classes in 4th year and to elaborate on some specific issues. Classes are about: (i.) etiology and symptoms in pulmonology that are meet during work as general practitioner; (ii.) diagnostic procedures and tests used in pulmonology and interpretation of the results; (iii.) management of the most common pulmonary diseases; (iiii.) urgent cases in pulmonology and thoracic surgery.
----	---

4. STANDARDS OF LEARNING – DETAILED DESCRIPTION OF EFFECTS OF LEARNING (concerns fields of study regulated by the Regulation of Minister of Science and Higher Education from 26 of July 2019; does not apply to other fields of study)

Code and number of effect of learning in accordance with standards of learning	Effects in the field of: <i>(in accordance with appendix to the Regulation of Minister of Science and Higher education from 26th of July 2019)</i> E.W7, E.W23, E.W32 E.W1 E.U1, E.U3, E.U12, E.U17, E.U24, E.U29, E.U30
Knowledge – Graduate* knows and understands:	
G.K1/ E.W1	Graduate has the knowledge about causes and symptoms of lung diseases.

G.K2/ E.W7, 2	Graduate knows the theoretical basis for diagnostic test used in pulmonology.
G.K3	Graduate knows the basis of pharmacology in pulmonology.
G.K4	Graduate understands the role of thoracic surgery in diagnostic protocols.

Skills– Graduate* is able to:

G.S1/ E.U1	Mastering the theoretical knowledge of pulmonology. Practical exercises with patients: anamnesis, physical examination and discussion that additional studies are necessary to establish the diagnosis.
G.S2/ E.U3	Student extends the knowledge and masters their skills in the scope of pulmonology, student plans diagnostic procedures and therapeutic interventions.
G.S3	Student is able to conduct intervention in life threatening situations in pulmonology
E.U12	perform the differential diagnosis of the most common diseases in adults and children;
E.U17	analyse the side effects of particular medicines and interactions between them
E.U24	interpret laboratory test results with the identification of reasons for deviation;
E.U29 p. 2	perform the basic medical procedures, including: 2) vital signs monitoring with the aid of a pulse oximeter and cardiac monitor,
E.U30 p. 2,6,7,8.	assist in the following procedures and medical treatments: 2) pleural cavity drainage, 6) fine-needle aspiration, 7) epidermal tests, 8) intradermal and scarification tests, as well as interpret their results;

* In appendix to the Regulation of Minister of Science and Higher education from 26th of July 2019 „graduate”, not student is mentioned.

5. ADDITIONAL EFFECTS OF LEARNING (non-compulsory)

Number of effect of learning	Effects in the field of:
------------------------------	--------------------------

Knowledge – Graduate knows and understands:

K1	As above
----	----------

Skills– Graduate is able to:

S1	As above
----	----------

Social Competencies – Graduate is ready for:

SC1	As above
-----	----------

6. CLASSES

Form of class	Class contents	Effects of Learning
Seminars /bedside classes	All topics covered during classes at 4th year	E.W7, E.W23, E.W32

Seminars /bedside classes	Tuberculosis diagnosis and treatment	E.W1 E.U1, E.U3, E.U12, E.U17, E.U24, E.U29, E.U30
Seminars /bedside classes	Extrapulmonary tuberculosis	
Seminars /bedside classes	Lung cancer, treatment	
Seminars /bedside classes	Urgent cases in thoracic surgery	
Seminars /bedside classes	Lung function in restrictive lung diseases	
Seminars /bedside classes	Sarcoidosis and interstitial lung diseases	
Seminars /bedside classes	Introduction to thoracic surgery	
Seminars /bedside classes	Diseases of the pleura	

7. LITERATURE

Obligatory

Harrison's Principles of Internal Medicine. Ed. Kurt J. I et al. McGraw-Hill, Inc.

Supplementary

Clinical Pulmonary Medicine. Ed. Little, Brown and Company, Boston

8. VERIFYING THE EFFECT OF LEARNING

Code of the course effect of learning	Ways of verifying the effect of learning	Completion criterion
EW7	Oral credit	50%

9. ADDITIONAL INFORMATION *(information essential for the course instructor that are not included in the other part of the course syllabus e.g. if the course is related to scientific research, detailed description of, information about the Science Club)*

Medical University of Warsaw has property rights, including copyright, to the syllabus. The syllabus may be used for educational purposes at the MUW only. Using of the syllabus for other purposes requires consent of the MUW.

ATTENTION

The final 10 minutes of the last class in the block/semester/year should be allocated to students' Survey of Evaluation of Classes and Academic Teachers.



Internal Medicine - Endocrinology

1. IMPRINT

Academic Year	2025/2026
Department	Faculty of Medicine
Field of study	Medicine
Main scientific discipline	Medical sciences
Study Profile	General academic
Level of studies	Uniform MSc
Form of studies	Full time studies
Type of module / course	Obligatory
Form of verification of learning outcomes	Completion
Educational Unit / Educational Units	Department of Internal Medicine, Endocrinology and Diabetes, Medical University of Warsaw; Mazovian Brodnowski Hospital, Kondratowicza 8, 03-242 Warsaw
Head of Educational Unit / Heads of Educational Units	Prof. Przemysław Witek, MD, PhD
Course coordinator	MD, Łukasz Działach, e-mail: lukasz.dzialach@wum.edu.pl

Person responsible for syllabus	MD, Lukasz Działach, e-mail: lukasz.dzialach@wum.edu.pl
Teachers	Przemysław Witek, MD, PhD Roman Kuczerowski, MD, PhD Łukasz Działach, MD Joanna Sobolewska, MD Zuzanna Żak, MD Justyna Nowak, MD Paulina Kostrzewska, MD Gustaw Laskowski, MD Paweł Pawlik, MD

2. BASIC INFORMATION

Year and semester of studies	VI, winter/summer semester	Number of ECTS credits	2.00
FORMS OF CLASSES		Number of hours	ECTS credits calculation
Contacting hours with academic teacher			
Lecture (L)			
Seminar (S)		5	0.2
Classes (C)		25	1.0
e-learning (e-L)			
Practical classes (PC)			
Work placement (WP)			
Unassisted student's work			
Preparation for classes and completions		20	0.8

3. COURSE OBJECTIVES

O1	Improve the skills of proper physical examination.
O2	Ability to conduct differential diagnosis and to use proper diagnostic path in endocrinology.
O3	Ability to recognize and treat life-threatening conditions in endocrinology. Ability to treat and monitor treatment of common endocrinopathies.

4. STANDARDS OF LEARNING – DETAILED DESCRIPTION OF EFFECTS OF LEARNING (*concerns fields of study regulated by the Regulation of Minister of Science and Higher Education from 26 of July 2019; does not apply to other fields of study*)

Code and number of effect of learning in accordance with standards of learning	Effects in the field of: (<i>in accordance with appendix to the Regulation of Minister of Science and Higher education from 26th of July 2019</i>) E.W1, E.W7, E.W40, E.W41, E.U1, E.U3, E.U7, E.U12, E.U13, E.U14, E.U16, E.U18, E.U24, E.U38
---	--

Knowledge – Graduate* knows and understands:

G.K1	knows and understands principles of history taking and physical examination (E.W7)
G.K2	knows and understands the causes, symptoms, principles of diagnosis and therapeutic management in common endocrinopathies (E.W1, E.W7)
G.K3	knows and understands interpretation of laboratory values and others basic tests (E.W7, E.W40, E.W41)

Skills– Graduate* is able to:

G.S1	take history and perform physical examination of patients with endocrine disorder (E.U1, E.U3, E.U7, E.U13)
G.S2	interpret laboratory tests and imaging tests in endocrinological diagnostic (E.U24)
G.S3	provide differential diagnosis of particular symptoms including endocrine disorders (E.U12)
G.S4	plan diagnostic procedures and treatment in common endocrine disorders (E.U16)
G.S5	prepare and analyse clinical cases (E.U13, E.U38)
G.S6	recognize, diagnose and treat life-threatening conditions in endocrinology (E.U14)
G.S7	present a patient case to other doctor, consult relevant abnormalities in laboratory and imaging tests (E.U13, E.U14, E.U16, E.U18)

* In appendix to the Regulation of Minister of Science and Higher education from 26th of July 2019 „graduate”, not student is mentioned.

5. ADDITIONAL EFFECTS OF LEARNING (*non-compulsory*)

Number of effect of learning	Effects in the field of:
-------------------------------------	---------------------------------

Knowledge – Graduate knows and understands:

K1	
K2	

Skills– Graduate is able to:

S1	
S2	

Social Competencies – Graduate is ready for:

SC1	
SC2	

6. CLASSES		
Form of class	Class contents	Effects of Learning
Bedside classes	<p>Training of practical issues connected with making history, signs and symptoms assessment as well as diagnosis and treatment.</p> <p>Effects of Learning: E.U1, E.U3, E.U7, E.U12, E.U13, E.U14, E.U16, E.U24, E.U38</p>	
Case studies workshop sessions	<p>Students present cases relevant to the subject of the seminar. After every presentation there is discussion.</p> <p>Effects of Learning: E.W1, E.W7, E.W40, E.W41, E.U13, E.U14, E.U16, E.U18</p>	
Seminars	<ol style="list-style-type: none"> 1. Case studies – thyroid diseases. Traps in endocrine diagnostics on examples. 2. Diseases of adrenal glands. 3. Disorders of calcium and phosphate metabolism. 4. Identifying, analysing, and visualizing diagnostic paths for patients with pituitary diseases. 5. Water-electrolyte homeostasis and disorders. <p>Effects of Learning: E.W1, E.W7, E.W40, E.W41</p>	

7. LITERATURE
Obligatory
1. Basic & Clinical Endocrinology ed FS Greenspan, DG Gardner 10th ed Mc Graw Hill 2018
Supplementary
1. Oxford Desk Reference: Endocrinology, Helen E. Turner, Richard Eastell, and Ashley Grossman 2018
2. Harrison's Principles of Internal Medicine 19th ed Mc Graw Hill 2015

8. VERIFYING THE EFFECT OF LEARNING		
Code of the course effect of learning	Ways of verifying the effect of learning	Completion criterion
G.S1, G.S2, G.S3, G.S4, G.S6	Active participation in all seminars and classes.	Obligatory attendance and active participation in all seminars and classes.
G.S5, G.S7	Preparing a power-point presentations.	Presentation of case report.
G.K1, G.K2, G.K3	Execution of assigned tasks on the e-learning platform.	Execution of assigned tasks on the e-learning platform.

G.K1, G.K2, G.K3	Oral colloquium at the end of the course with the appointed doctor separately for each subgroup.	3.0 (satisfactory).
------------------	--	---------------------

9. ADDITIONAL INFORMATION

On the first day of the course, we will meet at the clinic entrance (Internal Medicine, Endocrinology and Diabetes — Kondratowicza Street 8, building C, 7th floor) at 9:00 a.m. The detailed course schedule will be provided approximately one week before the start. Some seminars and classes may be conducted via e-learning, depending on the epidemiological situation. On the final day, students will present case reports selected from a list provided by the course coordinator.

Participation in classes is mandatory, including seminars, exercises, and workshops. The course is completed based on attendance and the presentation of a selected case.

Medical University of Warsaw has property rights, including copyright, to the syllabus. The syllabus may be used for educational purposes at the MUW only. Using of the syllabus for other purposes requires consent of the MUW.

ATTENTION

The final 10 minutes of the last class in the block/semester/year should be allocated to students' Survey of Evaluation of Classes and Academic Teachers.



Internal Medicine- Diabetology

1. IMPRINT

Academic Year	2025/2026
Department	Faculty of Medicine
Field of study	Medicine
Main scientific discipline	Medical sciences
Study Profile	General academic
Level of studies	Uniform MSc
Form of studies	Full-time studies
Type of module / course	Obligatory
Form of verification of learning outcomes	Completion
Educational Unit / Educational Units	<p>Department of Internal Medicine, Endocrinology and Diabetology (2W4), Medical University of Warsaw; Mazovian Brodnowski Hospital, 8 Kondratowicza St, 03-242 Warsaw, Poland</p> <p>Department of Diabetology and Internal Diseases (1WO), Public Central Teaching Hospital 1a Banacha St., III rd floor. Phone: 48 22 599-25-83, e-mail: klindiab@wum.edu.pl , kdw.csk@uckwum.pl</p>
Head of Educational Unit / Heads of Educational Units	<p>2W4: Professor Przemysław Witek MD, PhD, e-mail: przemyslaw.witek@wum.edu.pl</p> <p>1WO: Professor Leszek Czupryniak MD, PhD, e-mail: leszek.czupryniak@wum.edu.pl</p>
Course coordinator	<p>2W4: Paweł Kuca MD, PhD, e-mail: pawel.kuca@wum.edu.pl</p> <p>1WO: Damian Sienko MD PhD, e-mail: damian.sienko@wum.edu.pl , phone: 48 22 599-19-31</p>
Person responsible for syllabus	<p>2W4: Paweł Kuca MD, PhD, e-mail: pawel.kuca@wum.edu.pl</p> <p>1WO: Damian Sienko MD PhD, e-mail: damian.sienko@wum.edu.pl</p>

Teachers	2W4: Przemysław Witek, MD, PhD Roman Kuczerowski, MD, PhD Paweł Kuca, MD, PhD Patrycja Adamek, MD Aleksandra Dubiel, MD Łukasz Działach, MD Agnieszka Maksymiuk-Kłos, MD Magdalena Poteraj, MD Joanna Sobolewska, MD Zuzanna Żak, MD 1WO: Leszek Czupryniak, MD, PhD Ewa Janeczko-Sosnowska, MD, PhD Elżbieta Wójcik-Sosnowska, MD, PhD Monika Blicharska, MD Anna Durma, MD Konrad Majchrzak, MD Damian Sierko, MD Tamara Stasiak, MD Mohammad Al.-Mistarehi, MD Anna Nowak-Szwed, MD Bartłomiej Węglarz, MD Maja Sosnowska
-----------------	---

2. BASIC INFORMATION

Year and semester of studies	VI year 11 & 12 semester classes - winter/spring semester	Number of ECTS credits	2.00
FORMS OF CLASSES	Number of hours	ECTS credits calculation	
Contacting hours with academic teacher			
Lecture (L)			
Seminar (S)	5	0,2	
Classes (C)	25	1,0	
e-learning (e-L)			
Practical classes (PC)			
Work placement (WP)			
Unassisted student's work			
Preparation for classes and completions	20	0,8	

3. COURSE OBJECTIVES

O1	Improve the skills of history taking and proper physical examination.
----	---

O2	Ability to conduct differential diagnosis and to use proper diagnostic path in diabetology
O3	Ability to recognize and treat life-threatening conditions in diabetology Ability to treat and monitor treatment of common types of diabetes

4. STANDARDS OF LEARNING – DETAILED DESCRIPTION OF EFFECTS OF LEARNING

Code and number of the effect of learning in accordance with standards of learning	Effects in the field of: E.W1, E.W7, E.W40, E.W41, E.U1, E.U3, E.U7, E.U12, E.U13, E.U14, E.U16, E.U18, E.U24, E.U38
---	---

Knowledge – Graduate* knows and understands:

E.W1	environmental and epidemiological determinants of the most common illnesses;
E.W7	reasons, symptoms, diagnostic and treatment procedures of the most frequent internal diseases and their complications in adult patients and their complications: neuropathy, nephropathy, retinopathy, cardiovascular diseases
E.W40	theoretical and practical bases of laboratory diagnosis;
E.W41	capabilities and limitations of laboratory testing in emergencies;
G.K1	knows and understands principles of history taking and physical examination

Skills– Graduate* is able to:

E.U1	collect medical history from adult patients; Take history and perform physical examination of patients with diabetes, collect medical history from adult patients, conduct a complete and targeted physical examination in adults, evaluate the general condition, the state of consciousness and awareness of a patient, assess and describe the patient's somatic and psychological states.
E.U3	conduct a complete and targeted physical examination in adults;
E.U7	evaluate the general condition, the state of consciousness and awareness of a patient;
E.U12	perform the differential diagnosis of the most common diseases in adults and children including metabolic disorders
E.U13	assess and describe the patient's somatic and psychological states; prepare and analyse clinical cases, keep a patient's medical records
E.U14	recognise immediate threats to life threatening conditions in diabetology
E.U16	plan diagnostic, therapeutic and preventive treatment in common type of diabetes
E.U18	propose the individualisation of applicable therapeutic guidelines and alternative treatment in the case of ineffectiveness or contraindications to standard therapy; present a patient case to other doctor, consult relevant abnormalities in laboratory and imaging tests, plan diagnostic, therapeutic and preventive treatment, propose the individualisation of applicable therapeutic guidelines and alternative treatment in the case of ineffectiveness or contraindications to standard therapy
E.U24	interpret laboratory test results with the identification of reasons for deviation;

	interpret laboratory tests and imaging tests in diabetes, interpret laboratory test results with the identification of reasons for deviation
E.U38	keep a patient's medical records

* In appendix to the Regulation of Minister of Science and Higher education from 26th of July 2019 „graduate”, not student is mentioned.

5. ADDITIONAL EFFECTS OF LEARNING (non-compulsory)	
Number of effect of learning	Effects in the fields of:
Knowledge – Graduate knows and understands:	
K1	
Skills– Graduate is able to:	
S1	
Social Competencies – Graduate is ready for:	
SC1	

6. CLASSES		
Form of class	Class contents	Effects of Learning
bedside classes	Training of practical issues connected with making history, signs and symptoms assessment as well as diagnosis and treatment.	E.U1, E.U3, E.U7, E.U12, E.U13, E.U14, E.U16, E.U24, E.U38
Case study	1. Diabetes in pregnancy 2. Patient with newly diagnosed type 1 diabetes, principles of a diabetic diet, insulin therapy 3. Diagnostic and therapeutic management in the diabetic foot syndrome. 4. Insulin, insulin pumps. 5. Cardiological and nephrological aspects in diabetes	E.W1, E.W7, E.W40, E.W41, E.U13, E.U14, E.U16, E.U18
Seminars	S1. Differential diagnosis of types of diabetes and the main complications of diabetes S2. Principles of insulin therapy - initiation of insulin therapy, dose setting, insulin therapy regimens. Principles of insulin treatment in specific clinical situations: treatment of diabetes in pregnancy. Principles of treatment with an insulin pump. Modern technologies blood glucose measurement. S3. Acute complications of metabolic disorders in diabetes mellitus: perioperative period, sepsis and septic shock - patient in intensive care unit, acute coronary syndromes, stroke, acute pancreatitis, ketoacidosis, lactic acidosis, <i>Hyperosmolar hyperglycemic state</i> (HHS) and hypoglycemia. S4. Principles of diabetes treatment with oral medications. Prevention of cardiovascular complications in diabetes according to clinical trials and their importance for practice. S5. Common endocrinopathies in diabetology	E.W1, E.W7, E.W40, E.W41, G.K1

7. LITERATURE

Obligatory
<ol style="list-style-type: none"> 1. Kumar and Clark's Clinical Medicine , 8e/9e (Kumar, Kumar and Clark's Clinical Medicine) by Parven Kumar 2. Harrison's Internal Medicine (20 th edition)
Supplementary
International Textbook of Diabetes Mellitus, 2 Volume Set, 4 th Edition by R.A. DeFronzo (Editor), e.Ferrannini (Editor), George Alberti (Editor) 2015

8. VERIFYING THE EFFECT OF LEARNING		
Code of the course effect of learning	Ways of verifying the effect of learning	Completion criterion
E.W1, E.W7, E.W40, E.W41, G.K1, E.U1, E.U3, E.U7, E.U12, E.U13, E.U14, E.U16, E.U18, E.U24, E.U38	Active participation in all seminars and classes.	Obligatory attendance and active participation in all seminars and classes.
E.W1, E.W7, E.W40, E.W41, G.K1, E.U1, E.U3, E.U7, E.U12, E.U13, E.U14, E.U16, E.U18, E.U24, E.U38	Preparing a power-point presentations.	Presentation of case report.
	Execution of assigned tasks on the e-learning platform.	Execution of assigned tasks on the e-learning platform.
	Test at the end of the course .	3.0 (satisfactory).

9. ADDITIONAL INFORMATION
<p>2W4: At the first day of the course we meet at the entrance of the clinic (The Department of Endocrinology, Diabetology and Internal Medicine – Kondratowicza Street 8, building C, 7th floor) at 8:00 a.m. Then we present the detailed schedule of classes. From Tuesday students present case reports indicated by the teacher.</p> <p>1W0: Department of Diabetology and Internal Diseases Public Central Teaching Hospital 1a Banacha St., III rd floor. Phone: 48 22 599-25-83</p>

Medical University of Warsaw has property rights, including copyright, to the syllabus. The syllabus may be used for educational purposes at the MUW only. Using of the syllabus for other purposes requires consent of the MUW.

ATTENTION

The final 10 minutes of the last class in the block/semester/year should be allocated to students' Survey of Evaluation of Classes and Academic Teachers.



Internal Medicine – Nephrology

1. IMPRINT

Academic Year	2025/2026
Department	Faculty of Medicine
Field of study	Medicine
Main scientific discipline	Medical Science
Study Profile	General academic
Level of studies	uniform MSc
Form of studies	Full time studies
Type of module / course	Obligatory
Form of verification of learning outcomes	Exam
Educational Unit / Educational Units	Department of Transplantology, Immunology, Nephrology and Internal Diseases Address: 59 Nowogrodzka St, 02-006 Warsaw Phone: 48 22 502 12 32, fax: 48 22 502 21 26; e-mail: medycyna.transplantacyjna@wum.edu.pl
Head of Educational Unit / Heads of Educational Units	Professor Krzysztof Mucha, MD PhD
Course coordinator	Assoc. Professor Joanna Pazik MD PhD, e-mail: joanna.pazik@wum.edu.pl
Person responsible for syllabus	Assoc. Professor Joanna Pazik MD PhD, e-mail: joanna.pazik@wum.edu.pl
Teachers	Magdalena Durlik, Professor, MD, PhD Teresa Bączkowska, Assoc. Professor MD, PhD Joanna Pazik, Assoc. Professor MD, PhD Dominika Dęborska-Materkowska Assoc. Professor MD, PhD Ewa Nowacka-Cieciura MD, PhD Jolanta Gozdowska Assoc. Professor MD, PhD Olga Tronina, Assoc. Professor MD, PhD Agnieszka Furmańczyk-Zawiska, MD, PhD Robert Świder MD

2. BASIC INFORMATION			
Year and semester of studies	VI, semester 11, 12	Number of ECTS credits	2.00
FORMS OF CLASSES	Number of hours	ECTS credits calculation	
Contacting hours with academic teacher			
Lecture (L)			
Seminar (S)	5	0.2	
Classes (C)	25	1.0	
e-learning (e-L)			
Practical classes (PC)			
Work placement (WP)			
Unassisted student's work			
Preparation for classes and completions	20	0.8	

3. COURSE OBJECTIVES	
O1	After completing the course students should know causes, clinical presentation, differential diagnostics and treatment of common diseases of kidneys and urinary tract.
O2	Students should know about risk factors, presentation and clinical course of kidneys' involvement in systemic diseases.
O3	Students should know indications, contraindications and technique of kidney biopsy.
O4	Students should know indications for renal replacement treatment (RRT). Basic methods of RRT, advantages and limitations.

4. STANDARDS OF LEARNING – DETAILED DESCRIPTION OF EFFECTS OF LEARNING	
Code and number of the effect of learning in accordance with standards of learning	Effects in the field of: <i>(in accordance with appendix to the Regulation of Minister of Science and Higher education from 26th of July 2019)</i> B.W24, E.W7 p. 5, E.W7 p. 9, C.W38, D.W6 C.U17, D.U15, E.U1, E.U3, E.U7, E.U14, E.U16, E.U17, E.U20, E.U29, E.U32, E.U38
Knowledge – Graduate* knows and understands:	
B.W24	main quantitative parameters describing the capacity of particular systems and organs, including the scope of the standard and demographic factors affecting the value of such parameters. Parameters determining kidney function.
E.W7 p. 5	reasons, symptoms, diagnostic and treatment procedures of the most frequent internal diseases and their complications in adult patients:

	5) renal and urinary tract diseases, including acute and chronic renal failure, glomerulus and interstitial renal diseases, renal cysts, nephrolithiasis, urinary system infections, urinary system cancers, including bladder tumour and kidney cancer,
E.W7 p. 9	reasons, symptoms, diagnostic and treatment procedures of the most frequent internal diseases and their complications in adult patients: 9) water-electrolytic disturbances and acid-base disturbances, dehydration, hyperhydration, electrolyte imbalance, acidosis and alkalosis;
C.W38	basic principles of pharmacotherapy (with particular emphasis on kidney diseases);

Skills– Graduate* is able to:

C.U17	use pharmaceutical guide-books and databases on medicinal products;
D.U15	observe patient's rights;
E.U1	collect medical history from adult patients; conduct medical interview with an adult patient.
E.U3	conduct a complete and targeted physical examination in adults;
E.U7	evaluate the general condition, the state of consciousness and awareness of a patient;
E.U14	recognise immediate threats to life;
E.U16	plan diagnostic, therapeutic and preventive treatment (with special focus on nephrological diseases);;
E.U17	analyse the side effects of particular medicines and interactions between them;
E.U20	qualify patients for home and hospital treatment;
E.U32	plan specialist consultations;
E.U38	keep a patient's medical records.

* In appendix to the Regulation of Minister of Science and Higher education from 26th of July 2019 „graduate”, not student is mentioned.

5. ADDITIONAL EFFECTS OF LEARNING (non-compulsory)

Number of effect of learning	Effects in the fields of:
------------------------------	---------------------------

Knowledge – Graduate knows and understands:

K1	D.W6 The importance of verbal and non-verbal communication in the process of communicating with the patient and the concept of trust in the interaction with the patient
----	--

Skills– Graduate is able to:

S1	E.U29 Perform basic medical procedures including: Body temperature measurement (superficial and deep), pulse measurement, non-invasive pressure measurement
----	--

Social Competencies – Graduate is ready for:

SC1	
-----	--

6. CLASSES		
Form of class	Class contents	Effects of Learning
Seminars	S1. Primary glomerulonephritis – diagnostics, clinical course and treatment S2. Secondary glomerulonephritis – diagnostics, clinical course and treatment (ANCA positive vasculitides, anti-GBM nephritis, lupus nephritis, cryoglobulinemic glomerulonephritis) S3. Renal replacement therapy. S4. Tubulointerstitial kidney diseases S5. Chronic Kidney Disease	B.W24, EW1, E.W7 E.W7 B.W21, E.W7 E.W7, D.U15 D.U15 E.W7, E.U17
Clinical classes	C1 Patient with proteinuria and hypertension C2 Patient with serum creatinine 10 mg/dl, eGFR 8 ml/min, without the history of renal diseases C3 Patient with acute kidney injury and haemoptysis C4 Patient with anemia and back pain, eGFR 50 ml/min. C5. Diagnostic biopsy of a kidney C6 – Patient who finished treatment with cyclophosphamide 3 weeks ago due to rapidly progressive glomerulonephritis, presenting with fever C7 Patient with fever, haematuria, positive Goldflam's/ Murphy's sign, CRP 100 mg/l C8 Passive participation in kidney biopsy C9. Qualification and preparation for RRT. C10. Chronic kidney disease and end-of-life care. C11-C25. Individual case studies	E.U1, E.U3, E.U7, E.U12, E.U20 E.U16 E.U16 E.U1, E.U3, E.U7, E.U14, E.U17, E.U20

7. LITERATURE
Obligatory
Harrison's Principles of Internal Medicine, 21e, part 9 Disorders of the Kidney and Urinary Tract
Supplementary
S. F. Gilbert & D. E. Weiner & National Kidney Foundation National Kidney Foundation: Primer on Kidney Diseases, 8th Edition, 2022

8. VERIFYING THE EFFECT OF LEARNING		
Code of the course effect of learning	Ways of verifying the effect of learning	Completion criterion
E.U1, E.U3, E.U7 E.U12, E.U14 E.U16, E.U17 E.U20	Continuous assessment during the course of the classes, presence and active participation in the clinical rounds. Based on sick leave one day absenteeism is allowed, the remaining ones must be worked off with another group	
B.W21, B.W24, EW1, E.W7 D.U15 C.U17, E.U17	Fifteen questions MCQ test	9 points - 2.0 (failed) 10 points - 3.0 (satisfactory) 11 points - 3.5 (rather good) 12 points - 4.0 (good) 13 points - 4.5 (more than good) 14-15 points - 5.0 (very good)

--	--	--

9. ADDITIONAL INFORMATION

1. Realization of the program will be based on seminars presenting the current state of knowledge in specific subject and practical classes in clinical wards and out-patients clinics
2. Classes start at 8.00 AM.
3. Students are expected to have their own lab coat, stethoscope, student's ID, shoes.
4. The student participates in classes (seminars and practice) only with the group. Possible group change is exceptional, justified by student's personal situation and requires individual approval.
5. All student information is provided on an ongoing basis on the Clinic's website
<https://klinikamedycynytransplantacyjnej.wum.edu.pl/>
6. The student is obliged to follow the Medical University of Warsaw Regulations (available on the University's website).
7. Address: **Department of Transplantology, Immunology, Nephrology and Internal Diseases**, 59 Nowogrodzka St, 02-006 Warsaw, Pavilion 1A.
8. Contact email address: joanna.pazik@wum.edu.pl

Medical University of Warsaw has property rights, including copyright, to the syllabus. The syllabus may be used for educational purposes at the MUW only. Using of the syllabus for other purposes requires consent of the MUW.

ATTENTION

The final 10 minutes of the last class in the block/semester/year should be allocated to students' Survey of Evaluation of Classes and Academic Teachers.



Pediatrics – pediatric cardiology & neonatology

1. IMPRINT	
Academic Year	2025/2026
Department	Faculty of Medicine
Field of study	Medicine
Main scientific discipline	Medical Science
Study Profile	General academic
Level of studies	Uniform MSc
Form of studies	Full time studies
Type of module / course	Obligatory
Form of verification of learning outcomes	exam
Educational Unit / Educational Units	<p>1. Department of Paediatric Cardiology and General Paediatrics (2M6) ul. Żwirki i Wigury 63A, 02-091 Warszawa, tel (+48 22) 31 79 588, e-mail: kardiologia@spdsk.edu.pl</p> <p>2. Department of Neonatology and Rare Diseases (NZYN) Children's Hospital 63A Żwirki i Wigury St. 02-091 Warszawa phone: 48 22 317 93 43, 32, e-mail: neonatologia@wum.edu.pl www.noworodki.wum.edu.pl</p>
Head of Educational Unit / Heads of Educational Units	<p>1 Radosław Pietrzak MD, PhD; radoslaw.pietrzak@wum.edu.pl (2M6)</p> <p>2 Professor Bożena Kociszewska-Najman, MD, PhD e-mail: bnajman@wum.edu.pl (NZYN)</p>
Course coordinator	<p>1. Mateusz Puchalski, MD; e-mail: mateusz.puchalski@wum.edu.pl (2M6)</p> <p>2. Natalia Czaplińska MD, PhD, e-mail: nczaplinska@wum.edu.pl (NZYN)</p>
Person responsible for syllabus	<p>1. Mateusz Puchalski, MD; e-mail: mateusz.puchalski@wum.edu.pl (2M6)</p> <p>2 Natalia Czaplińska MD, PhD, e-mail: natalia.czaplinska@wum.edu.pl (NZYN)</p>
Teachers	<p>2M6: Radosław Pietrzak, MD PhD; radoslaw.pietrzak@wum.edu.pl Professor Bożena Werner, MD, PhD e-mail: bozena.werner@wum.edu.pl Beata Kucińska, MD PhD; beata.kucinska@wum.edu.pl Halszka Kamińska, MD PhD; halszka.kaminska@wum.edu.pl</p>

	<p>Tomasz Książczyk, MD, PhD; tomasz.ksiazczyk@wum.edu.pl Anna Chanas, MD; anna.chanas@uckwum.pl Katarzyna Łuczak-Woźniak, MD, PhD; katarzyna.luczak-wozniak@wum.edu.pl Agnieszka Pskit-Hanuszczak, MD; agnieszka.pskit@uckwum.pl Ewa Smereczyńska-Wierzbicka, MD, PhD, ewa.wierzbicka@uckwum.pl Małgorzata Ludzia, MD; mludzia@wum.edu.pl Anna Rożnowska-Wójtowicz, MD; anna.wojtowicz@uckwum.pl Margaret Chudyk, MD; margaret.chudyk@uckwum.pl Paulina Dobkowska Wawrzacz, MD; paulina.dobkowska@uckwum.pl Mateusz Puchalski, MD; mateusz.puchalski@wum.edu.pl Klaudia Obsznajczyk, MD; klaudia.obsznajczyk@uckwum.pl Izabela Janiec, MD PhD; izabela.janiec@uckwum.pl Olga Baczyńska MD; olga.baczynska@uckwum.pl Piotr Halicki MD; piotr.halicki@uckwum.pl Magdalena Pniewska MD; magdalena.pniewska@uckwum.pl Magdalena Malec MD; magdalena.malec@uckwum.pl Olga Muszyńska MD: olga.muszynska@uckwum.pl Maja Żołnerek MD: maja.zolnerek@uckwum.pl Magda Halicka, MD; magda.franke@wum.edu.pl Sylvia Feryniec, MD; sylvia.luszczyk@uckwum.pl NZYN: Prof. Andrzej Piotrowski MD PhD, Prof. Milan Stanojevic MD, PhD, Natalia Czaplińska MD PhD, Anna Perdzińska MD PhD, Magdalena Zarlenga MD, Katarzyna Zapałowicz MD, Paweł Piwowarczyk MD, Helena Pęgierska MD, Agnieszka Nieradka MD, Agnieszka Ślepowrońska MD, Maria Orzeł MD,</p>
--	---

2. BASIC INFORMATION				
Year and semester of studies	6 th year, 11 & 12 semester		Number of ECTS credits	8.00
FORMS OF CLASSES		Number of hours	ECTS credits calculation	
Contacting hours with academic teacher				
Lecture (L)				
Seminar (S)		40	1.6	
Classes (C)		80	3.2	
e-learning (e-L)				
Practical classes (PC)				
Work placement (WP)				
Unassisted student's work				
Preparation for classes and completions		80	3.2	

3. COURSE OBJECTIVES

O1	Knowledge about the principles of the assessment, differential diagnosis and treatment of the diseases in paediatric cardiology
O2	Ability of circulatory system examination.
O3	Principles of diagnostic and therapeutic management of circulatory system
O4	Rules of conduct in emergency situations in paediatric cardiology, in particular loss of consciousness, palpitations, chest pain.
O5	Principles of diagnostic and therapeutic procedures in congenital heart diseases
O6	Knowledge about to effective and empathic communication with parents and the patient
O7	Ability of newborn resuscitation
O8	Knowledge about standards of perinatal care
O9	Ability of physical examination of newborn
O10	Knowledge about most common problems in neonatal period including prematurity

4. STANDARDS OF LEARNING – DETAILED DESCRIPTION OF EFFECTS OF LEARNING

Code and number of the effect of learning in accordance with standards of learning	Effects in the field of: <i>(in accordance with appendix to the Regulation of Minister of Science and Higher education from 26th of July 2019)</i>
---	---

Knowledge – Graduate* knows and understands:

G.K1/EW1	Knowledge of environmental and epidemiological circumstances of the most often seen diseases in General Pediatrics and Pediatric Cardiology
G.K2/EW3.2	Knowledge of etiology, signs, symptoms, diagnosis, treatment, and prophylaxis of most common circulatory system diseases including congenital heart diseases, myocarditis, endocarditis, pericarditis, heart rhythm disturbances, cardiomyopathies, heart failure, hypertension,
G.K3	Most common problems in the neonatal period: adaptation problems, complications related to preterm labor, congenital defects, jaundice, hematological diseases, infections, respiratory distress syndrome, perinatal asphyxia Guidelines for neonatal resuscitation. Principles of nutrition of newborn, including breastfeeding,
E.W2	rules of nutrition of healthy and sick children, protective vaccinations and routine children's health checks;
E.W3 p. 3	causes, symptoms, principles of diagnosis and therapeutic treatment of the most common diseases in children: 3) acute and chronic diseases of the upper and lower respiratory tract, congenital defects of the respiratory tract, tuberculosis, cystic fibrosis, asthma, allergic rhinitis, urticaria, anaphylactic shock, angioedema,
E.W4	the following terms: battered child, sexual harassment, mental retardation, conduct disorders: psychoses, addictions, eating and excretion disorders in children;
E.W6	the most common life threatening conditions in children and the management of these conditions;
E.W33	procedures in the case of detection of an infectious disease;

E.W35	basic features, environmental and epidemiological conditions of the most frequent human skin diseases;
E.W39	types of biological materials used in laboratory diagnostics and the principles of obtaining samples for microbiologic testing;

Skills– Graduate* is able to:

G.S1/EU12	Ability to differentiate abnormal findings in anamnesis and physical examination in paediatric cardiology
G.S2/EU14	Ability to assess life threatening conditions in paediatric cardiology
G.S3/EU16	Ability to plan diagnostic pathway and therapeutic and prophylactic procedures in basic paediatric diseases
G.S4/EU20	Ability to qualification to in-patient treatment in paediatrics.
G.S5/E.U29.2	Ability to perform basic medical procedures: cardio monitoring, pulsoxymetry
G.S5/E.U29.8	Ability to perform basic medical procedures: standard resting electrocardiogram with interpretation, electrical cardioversion, and cardiac defibrillation.
G.S1	Assess the condition of the newborn in Apgar scale and its maturity,
G.S2	Perform the differential diagnosis of the most common neonatal diseases
E.U2	collect medical history from a child and its family;
E.U4	conduct a physical examination of children of any age;
E.U7	evaluate the general condition, the state of consciousness and awareness of a patient;
E.U8	assess the condition of newborns in the APGAR scale and assess their maturity, examine the newborn reflexes;
E.U9	compare percentile charts with anthropometric and blood pressure measurements;
E.U14	recognise immediate threats to life;
E.U15	recognise states under the influence of alcohol, drugs and other stimulants;
E.U27	qualify a patient for vaccinations;
E.U29 p. 1-8	perform the basic medical procedures, including: <ul style="list-style-type: none"> 1) body temperature measurement, pulse count and non-invasive blood pressure check, 2) vital signs monitoring with the aid of a pulse oximeter and cardiac monitor, 3) spirometry, oxygen therapy, manual ventilation and basics of mechanical ventilation, 4) oro- and nasopharyngeal airway device placement, 5) intravenous, intramuscular, subcutaneous injections, intravenous cannulation, venous blood sampling, blood culture taking, arterial and capillary blood sampling, 6) nasal, pharyngeal and skin swab taking, 7) male and female urinary bladder catheterisation, nasogastric tube placement, stomach lavage, enema, 8) standard resting electrocardiogram with adequate interpretation, electrical cardioversion and defibrillation, simple strip test and blood glucose check;

* In appendix to the Regulation of Minister of Science and Higher education from 26th of July 2019 „graduate”, not student is mentioned.

5. ADDITIONAL EFFECTS OF LEARNING (*non-compulsory*)

Number of effect of learning	Effects in the fields of:
Knowledge – Graduate knows and understands:	
K1/EW3.9	Knowledge of aetiology, signs, symptoms, diagnosis, treatment, and prophylaxis of chosen acute infectious diseases
K2/AW.1	Anatomical, histological and embryological terminology in English
Skills– Graduate is able to:	
S1/EU2	Ability to make medical history with a child and his family
S2/EU4	Ability to perform physical examination in a child of every age.
S3/EU13	Ability to evaluate the level of consciousness and general state in children in various age
Social Competencies – Graduate is ready for:	
SC1	The student is able to establish and maintain deep and respectful contact with the patient.
SC2	The student is guided by the good of the patient, putting them first.
SC3	The student respects medical confidentiality and patient's rights.
SC4	The student is aware of their own limitations and the ability to constantly improve their education.

6. CLASSES

Form of class	Class contents	Effects of Learning
Seminars	2M6: 1/ Most common congenital heart diseases in children. 4 2/ Echocardiographic assessment in children 2 3/ ECG assessment in children 2 4/ Most common arrhythmias in children 4 5/ Cardiomyopathies in children 2 6/ Heart failure in children 2 7/ Inflammatory diseases of the circulatory system 4 8/ Syncope in children 2 9/ Chest pain in children 2 NZYN: Examination of the newborn	EW1 EW3.2 EW3.9 EW6 AW1 DW6 E.W2, E.W3, E.W4, E.W6, E.W33, E.W35, E.W39, E.U2, E.U4, E.U7, E.U8, E.U9, E.U14,

	<p>Adaptation to the extrauterine life.</p> <p>Delivery room management. Resuscitation in the delivery room.</p> <p>Surgical problems in the newborn</p> <p>Hyperbilirubinemia in neonates</p> <p>Neonatal effects of maternal diabetes</p> <p>Neonatal sepsis</p> <p>Respiratory problems of newborn</p> <p>Prematurity and its complications</p>	E.U15, E.U27, E.U29, K1-K4 G.K3
Practical classes	<p>2M6:</p> <p>BED SIDE CALSSESS</p> <p>Training of practical issues connected with making history, signs and symptoms assessment as well as diagnosis in paediatric cardiology</p> <p>NZYN:</p> <p>Practical classes at Neonatal Intensive Care Unit, delivery room ,</p> <p>Resuscitation classes with phantoms</p>	<p>EU2</p> <p>EU4</p> <p>EU13</p> <p>EU29</p> <p>K1</p> <p>K2</p> <p>K3</p> <p>K4</p>

7. LITERATURE
Obligatory
<ol style="list-style-type: none"> 1. <i>Nelson Essentials of Pediatrics. Marcdante KJ, Kliegman RM, Elsevier Saunders,</i> 2. <i>Park's Pediatric Cardiology for Practitioners, Myung K. Park, MD, FAAP, FACC</i> 3. <i>Neonatology for medical students, 2021, B.Kociszewska-Najman</i>
Supplementary
<ol style="list-style-type: none"> 1. <i>Nelson Textbook of Pediatrics. Kliegman RM, Stanton BMD, Elsevier Saunders.</i> 2. <i>Gomella's Neonatology, 8th edition 2020</i>

8. VERIFYING THE EFFECT OF LEARNING		
Code of the course effect of learning	Ways of verifying the effect of learning	Completion criterion
E.W1., E.W3. pkt 2. E.W6., G.W8., G.W17., E.U2., E.U4., E.U9. E.U12., E.U24, E.U29. pkt 2, E.U29. pkt 8, G.U2., G.U6., G.U8.	The correct execution of examinations on bedside classes	
	Final test	2.0 (failed) <9 points 3.0 (satisfactory) 9,10 points 3.5 (rather good) 11 points 4.0 (good) 12,13 points 4.5 (more than good) 14 points 5 (very good) 15,16 points

9. ADDITIONAL INFORMATION

1. Dress Code and Hygiene

- Students are required to change into clean shoes and wear a white coat or scrubs during all clinical activities.
- Long hair must be tied back, and jewelry is not allowed for hygiene and safety reasons.
- Nails must be short and clean; artificial nails and nail polish are not permitted.

2. Preparation and Participation

- Attendance at all clinical classes is mandatory.
- Late arrival may result in exclusion from the class.
- Absences must be justified in accordance with university regulations.
- Students must have basic knowledge of heart anatomy and the required entry-level knowledge for each seminar.
- Entry tests or knowledge checks may be conducted before classes.
- Students are expected to actively participate in all educational activities.

3. Conduct at the Patient's Bedside

- Students must treat all patients with respect, empathy, and professionalism.
- Before examination or conversation, students must introduce themselves and explain the purpose of their presence.
- Any physical examination or patient contact must be done under supervision, with informed consent from the patient or legal guardian.
- Discussions about the patient's condition must be limited, focused, and appropriate.

4. Confidentiality and Medical Ethics

- All students are bound by medical confidentiality.
- This applies to both direct patient contact and access to medical records.
- Students are strictly prohibited from sharing any information regarding:
 - The patient's condition,
 - Diagnostic results,
 - Treatment or prognosis.
- All case discussions must be held outside the patient's room, without the presence of the patient or unrelated persons.
- Taking photos, videos, or recordings involving:
 - Patients,
 - Medical procedures,
 - Medical documentation,is strictly forbidden.

5. Medical Documentation

- Students are not permitted to write in official medical records unless explicitly authorized by supervising staff.
- Any case notes made for educational purposes must be anonymized and handled responsibly.

6. Cooperation with Clinical Staff

- Students are required to follow instructions given by supervising doctors and nurses.
- All clinical tasks must be performed under supervision, unless clearly stated otherwise.
- Any concerns or uncertainties must be immediately reported to the supervisor.

7. Mobile Phones and Devices

- Mobile phones must be muted or turned off during classes.
- Using phones or other devices is only permitted for educational purposes, with the consent of the supervisor.

Medical University of Warsaw has property rights, including copyright, to the syllabus. The syllabus may be used for educational purposes at the MUW only. Using of the syllabus for other purposes requires consent of the MUW.

ATTENTION

The final 10 minutes of the last class of the block/semester/year should be allotted for students to fill out the Survey of Evaluation of Classes and Academic Teachers



Surgery

1. IMPRINT

Academic Year	2025/2026
Department	Faculty of Medicine
Field of study	Medical Science
Main scientific discipline	Medical Science
Study Profile	General Academic
Level of studies	uniform MSc
Form of studies	Full-time Studies
Type of module / course	obligatory
Form of verification of learning outcomes	exam
Educational Unit / Educational Units	1. Department of General, Vascular and Transplant Surgery (1W14), Banacha 1a, Block B, 4-th floor; tel.: (+48 22) 599 24 67, (+48 22) 599 24 68, e-mail: chiront@wum.edu.pl 2. Department of General, Gastroenterological and Oncological Surgery (1W8) 1a Banacha St., 02-097 Warsaw phone: 48 22 599 22 57, e-mail: gastrochirurgia@wum.edu.pl
Head of Educational Unit / Heads of Educational Units	1 Prof. Zbigniew Gałązka MD, PhD (1W14) 2 Prof. Maciej Słodkowski, MD, PhD (1W8)
Course coordinator	Michał Macech: michal.macech@wum.edu.pl (1W14) Dr Monika Wojtasik MD PhD: monika.wojtasik@wum.edu.pl (1W8)
Person responsible for syllabus	Michał Macech: michal.macech@wum.edu.pl (1W14)
Teachers	Department of General, Vascular, Endocrine and Transplant Surgery staff 1W14 Department of General, Gastroenterological and Oncological Surgery staff (1W8)

2. BASIC INFORMATION

Year and semester of studies	6 th year, 11 th & 12 th semester	Number of ECTS credits	8.00
------------------------------	--	------------------------	------

FORMS OF CLASSES	Number of hours	ECTS credits calculation
Contacting hours with academic teacher		
Lecture (L)		
Seminar (S)	20	0,8
Classes (C)	100	4,0
e-learning (e-L)		
Practical classes (PC)		
Work placement (WP)		
Unassisted student's work		
Preparation for classes and completions	80	3,2

3. COURSE OBJECTIVES	
O1	Student takes medical history. Student assesses general condition of the patient, their consciousness and awareness. Student describes patient's somatic complaints. Student performs full medical examination. Student makes differential diagnosis.
O2	Student knows and understands signs and symptoms, diagnosis and management of the most common diseases that require surgical treatment
O3	Student knows indications, complications of the most common types of surgeries
O4	Student assists in typical surgery. Student is able to use basic surgical tools. Student obeys to rules of asepsis and antysepsis. Student knows safety rules of preoperative and postoperative patient's management.
O5	Student participates in basic medical procedures.

4. STANDARDS OF LEARNING – DETAILED DESCRIPTION OF EFFECTS OF LEARNING	
Code and number of the effect of learning in accordance with standards of learning	Effects in the field of: <i>(in accordance with appendix to the Regulation of Minister of Science and Higher education from 26th of July 2019)</i>
Knowledge – Graduate* knows and understands:	
F.W1 p. 1-4	Graduate knows and understands signs and symptoms, diagnosis and management of the most common diseases that require surgical treatment:

	a) Acute and chronic abdominal diseases b) Thoracic diseases c) Head trauma d) Politrauma
F.W3	Graduate knows indications, complications of the most common types of surgeries
F.W4	principles of perioperative safety, patient preparation for surgery, general and local anaesthesia and controlled sedation; Graduate knows safety rules of preoperative and postoperative patient's management.
F.W5	post-operative treatment with analgesic therapy and postoperative monitoring;
F.W10 p. 1-3	problems of contemporary imaging studies, in particular: 1) radiological symptomatology of basic diseases, 2) instrumental methods and imaging techniques used to perform therapeutic procedures, 3) indications, contraindications and preparation of patients for particular types of imaging examinations and contraindications to the use of contrast agents;
F.W13	causes, symptoms, principles of diagnosis and therapeutic treatment in the case of the most common diseases of the central nervous system in terms of:
F.W14	basic issues related to transplantology, indications for the transplantation of permanently impaired organs and tissues, as well as the related procedures;
D.W4	social approaches to the meaning of health, illness, disability and aging, social consequences of illnesses, disability and socio-cultural barriers, as well as the applicable concept of life quality conditioned by health condition;

Skills– Graduate* is able to:

D.U5	conduct an interview with an adult patient, a child and the family with empathy and listen actively; is able to discuss the patient's life situation;
D.U12	communicate with the team, sharing constructive feedback and support;
D.U15	observe patient's rights; cares about patient's rights i.e. protects his privacy, respects his right for intimacy, right for information about his health.
E.U1	collect medical history from adult patients; takes medical history, assesses general condition of the patient, their consciousness and awareness; describes patient's somatic complaints.
E.U3	conduct a complete and targeted physical examination in adults;
E.U7	evaluate the general condition, the state of consciousness and awareness of a patient;
E.U16	plan diagnostic, therapeutic and preventive treatment;
E.U29 p. 2, 5	perform the basic medical procedures, including: 2) vital signs monitoring with the aid of a pulse oximeter and cardiac monitor, 5) intravenous, intramuscular, subcutaneous injections, intravenous cannulation, venous blood sampling, blood culture taking, arterial and capillary blood sampling (collects blood samples from peripheral veins, bladder catheter placing in men and women)
F.U1	assist in a typical surgery, prepare the surgical field and use local anaesthetics at the operated area;
F.U2	use the basic surgical tools;
F.U3	observe the rules of asepsis and antisepsis;

F.U5	place a venous access;
F.U6	examine nipples, lymph glands, thyroid gland and abdomen in the context of acute abdomen, as well as conduct the per rectum palpation;
F.U12	monitor perioperative care with the aid of basic vital signs;
F.U21	assess an unconscious patient according to the international point scales;
F.U22	diagnose the symptoms of intracranial hypertension;

* In appendix to the Regulation of Minister of Science and Higher education from 26th of July 2019 „graduate”, not student is mentioned.

5. ADDITIONAL EFFECTS OF LEARNING (non-compulsory)	
Number of effect of learning	Effects in the fields of:
Knowledge – Graduate knows and understands:	
K1	
Skills– Graduate is able to:	
S1	
Social Competencies – Graduate is ready for:	
SC1	

6. CLASSES		
Form of class	Class contents	Effects of Learning
Classes (C)	C1- Physical examination and medical history taking. C2- Medical case presentation. C3- Participation in the medical procedures undertaken on the ward, postoperative room. C4- Participation in surgeries. C5- Outpatient Clinic. C6- Basic suturing techniques. C7- Ultrasound imaging as a diagnostic and therapeutic tool.	F.W1 p. 1-4; F.W3, F.W4, F.W5, F.W10 p. 1-3, F.W13, D.W4 D.U5, D.U12, D.U15, E.U1, E.U3, E.U7, E.U16, E.U29 p. 2, 5, F.U1, F.U2, F.U3, F.U5, F.U6, F.U12, F.U21, F.U22
Seminar (S)	S1- Aneurysm treatment S2- Hernia treatment. S3- Carotid arteries disease S4- Preparation of the patient for surgery and postoperative care S5- Organ transplantation S6- Burns treatment. S7- Pancreatitis S8- Chronic and acute Limb ischemia S9- Breast cancer. S10- Colon cancer. S11- Trauma treatment S12- Venous insufficiency. S13- Suprarenal glands surgery S14- Acute abdomen.	F.W1 p. 1-4; F.W3, F.W4, F.W5, F.W10 p. 1-3, F.W13, D.W4 D.U5, D.U12, D.U15, E.U1, E.U3, E.U7, E.U16, E.U29 p. 2, 5, F.U1, F.U2, F.U3, F.U5, F.U6, F.U12, F.U21, F.U22

7. LITERATURE

Obligatory

Principles and Practice of Surgery. O. James Garden et al. Elsevier, 7th Edition

Short Practice of Surgery. Bailey & Love's, 28th Edition, CRC Press Taylor & Francis Group

Supplementary

Essential Surgery. Problems, Diagnosis and Management. C.R.G. Quick et al. Elsevier

Kirk's Basic surgical techniques. F. Myint, Elsevier

On Call Surgery. Adams et al. Elsevier, 4th edition

8. VERIFYING THE EFFECT OF LEARNING

Code of the course effect of learning	Ways of verifying the effect of learning	Completion criterion
F.W1 p. 1-4; F.W3, F.W4, F.W5, F.W10 p. 1-3, F.W13, D.W4 D.U5, D.U12, D.U15, E.U1, E.U3, E.U7, E.U16, E.U29 p. 2, 5, F.U1, F.U2, F.U3, F.U5, F.U6, F.U12, F.U21, F.U22	Activity during classes, presence during classes Exam: Test (20 questions based on seminars and bedside classes)	Activity during classes, presence during all classes Test: 60%

9. ADDITIONAL INFORMATION

Two absences are allowed throughout the course. However they should be replaced by afternoon shifts (3-8 PM) that should be individually scheduled and completed before the colloquium.

We cordially invite students interested in Surgery to participate in the work of Student Scientific Clubs.
Student Scientific Group "GRAFT", Tutor: Łukasz Wielocha MD, e-mail: Lukasz.wielocha@gmail.com

Didactic consultations: time and availability of the teachers will be presented during classes.

Class regulations:

1. Attendance at classes is mandatory. All excused absences must be processed in the form agreed with the person responsible for teaching in a given Department:
- Department of General, Vascular, Endocrine and Transplant Surgery (1W14):
Maciej Jędrasik, MD, PhD maciej.jedrasik@wum.edu.pl, Wawrzyniec Jakuczun, MD, PhD wawrzyniec.jakuczun@wum.edu.pl
2. Students practicing at the bedside and in the procedure room are bound by medical confidentiality.
3. Students are not allowed to provide information about the patient's condition or methods of treatment.
4. Any discussions about the patient (diagnosis, treatment, prognosis) may only take place outside the patient's room.
5. Behave quietly, calmly and tactfully in the presence of sick people. The attitude towards the patient must be characterized by kindness and respect.
6. Collecting interviews and examining the patient should be carried out tactfully and discreetly, with full respect for his sensitivity and dignity. You should strive to establish full contact with the patient and gain his trust.
7. Students must remember that their presence in the Department may affect the spread of infections, so they must take care of cleanliness and hygiene, personal protective equipment and use protective measures according to recommendations applicable at the Medical University of Warsaw.

8. If a student develops any local or general infection while doing the exercises, he or she should immediately notify the assistant who will make a decision regarding the student's further participation in classes.
9. Students participating in classes are obliged to be punctual and wear an ID badge.
10. A change of clothes is required before entering the operating room. In the operating room to ensure the patient's safety Particularly stringent rules of behavior apply to everyone. Conversations are not allowed. Only movement is allowed in the area of the operating room designated by the assistant. It is mandatory to strictly comply with all instructions issued by the assistant and following the comments of other employees of the operating theater.
11. When participating in classes, students are obliged to bring and wear clean aprons from the first day of classes medical supplies, hospital footwear intended for participation in classes and ID badges. During classes, the student must have: stethoscope and pen.
12. It is strictly forbidden to take photos and record videos showing patients or medical procedures in any way or medical documentation during classes in the Clinic, the procedure room and the Emergency Room. Willingness to take photos or recordings showing only the image of the student in hospital attire or surroundings should be reported to the assistant and is not permitted without his permission.
13. Students should treat colleagues, doctors and nurses with whom they come into contact during classes with respect.
14. The student performs both the examination of patients and all procedures performed on the patient at the request and according to the instructions of the assistant with whom he works also explains and discusses all his doubts with assistant.
15. The student may make entries in the patient's medical records only at the request and under the supervision of an assistant. Any note in patient's records should be signed by the student with his name and surname and then checked and confirmed by the assistant.
16. A student who is not prepared for class may not be admitted to them.
17. Final recommendations regarding the form of classes, students' participation in practical classes and seminars, and the use of protective items will be determined on the basis of the Regulations on Student Activities at the Medical University of Warsaw and the orders of the Rector of the Medical University of Warsaw.
18. Students attending classes should consider covering their nose and mouth with a surgical or FFP2 mask. Medical clothing should not reach below the elbow, aprons must be fastened, medical clothing such as a sweatshirt and trousers is recommended to avoid wearing clothing private on the hospital premises. You are not allowed to wear watches and/or jewelry or have your nails painted while staying in the Branch (nothing below the elbow rule). Please remind students of the "5 moments of hand hygiene".
19. The student has the opportunity to evaluate the classes by completing the university survey on the evaluation of classes and academic teachers. Additionally, students can submit comments to the Head of the Department and the person responsible for teaching in the Department.

FINAL SURGERY EXAM:

1. To the final exam will be admitted students who have passed the 4th, 5th and 6th year classes.
2. The exam takes place in the summer semester of the 6th year of studies.
3. The exam consists of two parts: • test exam, • practical and oral exam.
4. All students are obliged to take the MCQ test exam.
5. The test exam includes 100 questions. The question contains one correct answer and three distractors.
Exam time – 100 minutes.
6. The test exam will be held in accordance with the Regulations for Test Examinations of the Medical University of Warsaw.

Department responsible for conducting surgery exam in the academic year. 2025/2026:

Department of General and Transplant Surgery and Liver Diseases (1WB1)

Medical University of Warsaw has property rights, including copyright, to the syllabus. The syllabus may be used for educational purposes at the MUW only. Using of the syllabus for other purposes requires consent of the MUW.

ATTENTION

The final 10 minutes of the last class of the block/semester/year should be allotted for students to fill out the Survey of Evaluation of Classes and Academic Teachers



Obstetrics and gynecology

1. IMPRINT

Academic Year	2025/2026
Department	Faculty of Medicine
Field of study	Medicine
Main scientific discipline	Medical science
Study Profile	General academic
Level of studies	Uniform MSc
Form of studies	Full time studies
Type of module / course	Obligatory
Form of verification of learning outcomes	Credit
Educational Unit / Educational Units	Department and Clinic of Obstetrics, Gynaecological Oncology and Gynaecology, MUW 8 Kondratowicza Street Warsaw 03-242, phone: 48 22 32 65 818, e-mail: klingin@wum.edu.pl Building E, ground floor
Head of Educational Unit / Heads of Educational Units	Prof. Krzysztof Cendrowski, MD, PhD
Course coordinator	Prof. Krzysztof Cendrowski, MD, PhD, e-mail: krzysztof.cendrowski@wum.edu.pl
Person responsible for syllabus	Anna Wnuk, PhD, anna.wnuk@wum.edu.pl

Teachers	Prof. Krzysztof Cendrowski, MD PhD; Prof. Włodzimierz Sawicki, MD PhD; Michał Bachanek, MD PhD; Anna Wnuk PhD; Aleksandra Zielińska, MD PhD; Seweryn Trojanowski, MD PhD; Bohdan Dźwigala, MD PhD, Anna Kociszewska, MD PhD, Joanna Winiarek, MD; Marta Chołuj, MD; Witold Krzywdziński, MD; Katarzyna Pietuch, MD; Ewa Dobrzyńska, MD; Mateusz Kryczka, MD; Mateusz Stępień, MD; Szymon Bębenek, MD; Monika Ostapów, MD; Natalia Świątek, MD Zofia Awizeń Panufnik, MD Piotr Wójcik, MD Volka Ulan, MD; Aleksandra Warska, MD; Monika Pazura-Turowska, MD
-----------------	--

2. BASIC INFORMATION			
Year and semester of studies	VI year, 11 semester (winter)	Number of ECTS credits	4.00
FORMS OF CLASSES		Number of hours	ECTS credits calculation
Contacting hours with academic teacher			
Lecture (L)			
Seminar (S)		10	0,4
Classes (C)		50	2
e-learning (e-L)			
Practical classes (PC)			
Work placement (WP)			
Unassisted student's work			
Preparation for classes and completions		40	1,6

3. COURSE OBJECTIVES

O1	To obtain the theoretical knowledge on physiology and pathology of female genital tract including endocrinological and oncological aspects.
O2	To obtain practical ability of history taking and gynaecological examination.
O3	To obtain practical ability in management of gynaecological emergencies.
O4	To gain basic information about gynaecologic diseases and diagnosis and treatment of female genital organs malignancy.
O5	To gain basic practical surgical experience in obstetrics and gynaecology.

4. STANDARDS OF LEARNING – DETAILED DESCRIPTION OF EFFECTS OF LEARNING (*concerns fields of study regulated by the Regulation of Minister of Science and Higher Education from 26 of July 2019; does not apply to other fields of study*)

Code and number of effect of learning in accordance with standards of learning	Effects in the field of: (<i>in accordance with appendix to the Regulation of Minister of Science and Higher education from 26th of July 2019</i>)
---	---

Knowledge – Graduate* knows and understands:

A.W6	developmental stages of the human embryo, the composition and function of foetal membranes and placenta, as well as developmental stages of particular organs and the influence of detrimental factors on the development of embryos and fetuses (teratogenic);
B.W22	physiology and regulation of reproductive functions of women and men;
B.W29	how to perform scientific, observational and experimental research, as well as in vitro tests the purpose of which is the development of medicine;
C.W3	normal human karyotype and different types of sex determination disorders;
C.W6	genetic conditions of human blood groups and the Rhesus incompatibility;
C.W51	mechanism of hormone activity
E.W5	basic methods of diagnosing and treating the foetus;
E.W36	causes, symptoms, diagnostics and therapy principles of the most common sexually transmitted diseases;
F.W9, p. 1-7	reproductive functions of women, any related disorders and diagnostic and therapeutic actions concerning in particular: <ol style="list-style-type: none"> 1) menstrual cycle and its disorders, 2) pregnancy, 3) physiological and pathological childbirth and puerperium, 4) inflammations and cancers of sexual organs, 5) childbirth control, 6) menopause, 7) basic diagnostic methods and gynaecological treatments

Skills– Graduate* is able to:

C.U2	identify indications for prenatal testing;
D.U4	develop a trust-based relationship during the whole diagnostic and treatment process;

D.U12	communicate with the team, sharing constructive feedback and support;
D.U13	respect ethical standards in professional activities;
E.U28	obtain and secure materials for laboratory diagnostics;
E.U29 p. 2	perform the basic medical procedures, including: 2) vital signs monitoring with the aid of a pulse oximeter and cardiac monitor,
F.U11	perform resuscitation according to the latest advanced guidelines;
F.U12	monitor perioperative care with the aid of basic vital signs;
F.U13	recognise the signs and symptoms proving an improper course of pregnancy (abnormal bleedings, contractile activity of the uterus);
F.U14	interpret the results of a physical examination of a pregnant woman (blood pressure, heart function of the foetus's mother) and the results of laboratory tests proving pregnancy pathologies;
F.U15	interpret CTG monitoring;
F.U16	recognise the beginning of delivery and improper delivery duration;
F.U17	interpret the signs and symptoms during puerperium;
F.U18	give recommendations, indications and contraindications to use contraceptives;
G.S1	can diagnose and establish priorities for medical procedures in typical gynaecological and obstetrics conditions.
G.S2	diagnose life threatening conditions
G.S3	can plan therapeutic and diagnostic procedures in typical gynaecological and obstetrics diseases

* In appendix to the Regulation of Minister of Science and Higher education from 26th of July 2019 „graduate”, not student is mentioned.

5. ADDITIONAL EFFECTS OF LEARNING (non-compulsory)	
Number of effect of learning	Effects in the field of:
Knowledge – Graduate knows and understands:	
K1	Student respects medical confidentiality and patient's rights.
Skills– Graduate is able to:	
S1	Student is guided by the good of the patients, putting them in the foreground.
Social Competencies – Graduate is ready for:	
SC1	Able to establish and maintain a deep and respectful contact with the patient.

6. CLASSES

Form of class	Class contents	Effects of Learning
Seminar (S)	<p>S1. Infections and inflammations of the female genital tract. Acute diseases of the abdominal cavity in gynaecology.</p> <p>S2. Menstrual cycle and its disorders. Puberty and climacterium. Selected endocrine syndromes: Gonadal dysgenesis, Turner's syndrome, Testicular feminization.</p> <p>S3. Congenital disorders of female genital organs. Vaginal and uterine prolapse. Urinary incontinence in women- diagnosis and treatment.</p> <p>S4. Couple infertility. Contraception. Gestational Trophoblastic Disease.</p> <p>S5. Fibroid uterus. Abnormal uterine bleeding. Endometrial hyperplasia. Endometrial cancer.</p> <p>S6. Pathology of the uterine cervix. Cervical cancer.</p> <p>S7. The role of gynaecologist in diagnosis and treatment of breast diseases. Pathology of vulva. Vulvar cancer. Physiotherapy in gynaecology.</p> <p>S8. Ovarian neoplasms. Ovarian cancer.</p> <p>S9. Basics of breast examination. Basics of history taking, examination and use of basic gynaecological procedures in gynecology.</p> <p>S10. Endometriosis</p>	A.W6, B.W22, B.W29, C.W3, C.W6, C.W51, E.W5, E.W36, F.W9, p. 1-7, K1, S1
Classes (C)	Clinical practice in wards, practical classes with phantom demonstrations	C.U2, D.U4, D.U12, D.U13, E.U28, E.U29 p. 2, F.U11, F.U12, F.U13, F.U14, F.U15, F.U16, F.U17, F.U18, G.S1, G.S2, G.S3, S1, SC1
e-learning (e-L)	Optional synchronous learning and asynchronous learning in online education via e-learning.wum.edu.pl, Microsoft Teams, Zoom (seminars only)	A.W6, B.W22, B.W29, C.W3, C.W6, C.W51, E.W5, E.W36, F.W9, p. 1-7, K1

7. LITERATURE

Obligatory

1. Llewelyn- Jones D.: "Fundamentals of Obstetrics and Gynaecology" Elsevier Limited, 2017.

Supplementary

1. Contemporary student's textbook of obstetrics and gynaecology edited in United States or the United Kingdom may be accepted.
2. Crash Course 4th Edition, Obstetrics and Gynaecology. Elsevier Limited, 2019.
3. Brian A. Magowan. Clinical Obstetrics and Gynaecology. 4th Edition. Elsevier Limited 2019.
4. Kate V. Meriwether. Obstetrics and Gynaecology Morning Report. Elsevier 2018.
5. Hao-Hua Wu. Gunner Googles. Augmented 1st Edition. Obstetrics and Gynaecology. Elsevier 2019.
6. John Guillebaud. 7th Edition Contraception. Elsevier 2017.

8. VERIFYING THE EFFECT OF LEARNING

Code of the course effect of learning	Ways of verifying the effect of learning	Completion criterion
A.W6, B.W22, B.W29, C.W3, C.W6, C.W51, E.W5, E.W36, F.W9, p. 1-7, K1, S1	Complete the entire course and attendance at all classes with the exception of one permitted absence during the course. Student's presence confirmed in the student's card (S+PC) + examination of pregnant patient + MCQ test. MCQ exam.	Normal Distribution (Gaussian Distribution)

C.U2, D.U4, D.U12, D.U13, E.U28, E.U29 p. 2, F.U11, F.U12, F.U13, F.U14, F.U15, F.U16, F.U17, F.U18, G.S1, G.S2, G.S3, S1, SC1		
--	--	--

9. ADDITIONAL INFORMATION (*information essential for the course instructor that are not included in the other part of the course syllabus e.g. if the course is related to scientific research, detailed description of, information about the Science Club*)

1. The student is obliged to read the syllabus and time- table on the notice board in the department.
2. The student participate in classes (seminars and practice) only with the group. Possible group change is allowed in exceptional, justified situations and requires individual approval (anna.wnuk@wum.edu.pl)
3. The student is obliged to follow the Medical University of Warsaw Regulations (available on the University's website).
4. During classes with patients, students keep seriousness and silence.
5. Meals and drinks should be consumed during breaks.

Classes at the Medical Simulation Centre at 8.30am - 2.00pm (Banacha St):

gr 1 – 1 October;

gr 2 – 20 November;

gr 3 – 21 October.

Medical University of Warsaw has property rights, including copyright, to the syllabus. The syllabus may be used for educational purposes at the MUW only. Using of the syllabus for other purposes requires consent of the MUW.

ATTENTION

The final 10 minutes of the last class in the block/semester/year should be allocated to students' Survey of Evaluation of Classes and Academic Teachers.



Psychiatriy

1. IMPRINT

Academic Year	2025/2026
Department	Faculty of Medicine
Field of study	Medicine
Main scientific discipline	Medical science
Study Profile	General academic
Level of studies	Uniform MSc
Form of studies	Full time studies
Type of module / course	Obligatory
Form of verification of learning outcomes	Exam
Educational Unit / Educational Units	II Klinika Psychiatryczna / II Department of Psychiatry ul. Kondratowicza 8, 03-242 Warszawa phone: (+48 22) 326 58 92; e-mail: psychiatria@brodnowski.pl
Head of Educational Unit / Heads of Educational Units	Prof. dr. hab. med. Andrzej Kokoszka e-mail: andrzej.kokoszka@wum.edu.pl
Course coordinator	Dr Marcin Obrębski e-mail: mobrebski@wum.edu.pl

Person responsible for syllabus	Dr Marcin Obrębski e-mail: mobrebski@wum.edu.pl
Teachers	Prof. dr hab. med. Andrzej Kokoszka Dr n. med. Aleksandra Jodko-Modlińska Dr n. med. Barbara Kostecka Dr n. o zdr. Marcin Obrębski Lek. med. Magdalena Grusiecka-Stańczyk Lek. Sebastian Koterwa Lek. Radosław Napora Lek. Monika Gawłowicz Lek. Małgorzata Dobrowolska Lek. Sasza Rychlica Lek. Mikołaj Rejewski Lek. Barbara Smyczek Lek. Aleksander Plakwicz Lek. Karolina Olszewska Mgr Magdalena Strząska Mgr Karolina Ciesielka Mgr Agnieszka Twarowska

2. BASIC INFORMATION

Year and semester of studies	VI year, winter semester	Number of ECTS credits	4.00
FORMS OF CLASSES		Number of hours	ECTS credits calculation
Contacting hours with academic teacher			
Lecture (L)		0	0
Seminar (S)		10	0,40
Classes (C)		50	2,00
e-learning (e-L)		0	0
Practical classes (PC)		0	0
Work placement (WP)		0	0
Unassisted student's work			
Preparation for classes and completions		40	1,60

3. COURSE OBJECTIVES

O1	History of psychiatry
----	-----------------------

O2	Bio-psycho-social aspects of mental disorders
O3	General psychopathology
O4	Legal aspects of psychiatry
O5	Classifications of mental disorders
O6	Diagnostic methods in psychiatry
O7	Biological and psychosocial methods of treatment
O8	To acquire skills of mental state assessment
O9	Emergency and preliminary therapeutic management in mental disorders

4. STANDARDS OF LEARNING – DETAILED DESCRIPTION OF EFFECTS OF LEARNING (*concerns fields of study regulated by the Regulation of Minister of Science and Higher Education from 26 of July 2019; does not apply to other fields of study*)

Code and number of effect of learning in accordance with standards of learning	Effects in the field of: (<i>in accordance with appendix to the Regulation of Minister of Science and Higher education from 26th of July 2019</i>)
---	---

Knowledge – Graduate* knows and understands:

E.W1.	knows the environmental and epidemiological determinants of the most common mental illnesses
E.W10.	knows and understands the basic principles of pharmacotherapy in the elderly
E.W11.	knows and understands the risks associated with hospitalization of the elderly
E.W12.	knows and understands the basic principles of organizing elderly care as well as the burdens of being a caregiver for an elderly person
E.W15.	knows the basic concepts in the pathogenesis of mental disorders
E.W16.	knows the general psychiatric symptomatology and the principles of classifying mental disorders according to the main classification systems
E.W17 p. 1-5	knows the symptoms as well as principles of diagnosis and therapeutic treatment of the most common mental illnesses, including: a) schizophrenia b) affective and adaptive disorders c) eating disorders d) disorders associated with the use of psychoactive substances
E.W18.	knows the principles of diagnosis of and procedure for dealing with psychiatric emergencies
E.W19.	knows the characteristics of mental disorders and of treating these disorders in old age

E.W20.	knows the symptoms of mental disorders in the course of somatic diseases and their impact on the course of the underlying disease as well as the prognosis and principles of treating these disorders
E.W21.	has knowledge of human sexuality and of the basic disorders associated with it
E.W22.	is familiar with provisions relating to mental health care; with particular emphasis on the rules of admission to psychiatric hospitals
E.W38	is familiar with the theoretical and practical fundamentals of laboratory diagnosis in psychiatry
E.W39.	knows and understands the capabilities and limitations of laboratory testing in psychiatric emergencies

Skills– Graduate* is able to:

E.U5.	carries out a psychiatric examination
E.U12.	performs a differential diagnosis of the most common mental illnesses in adults
E.U13.	assesses and describes the patient's somatic and psychological state
E.U14.	recognizes conditions that pose a direct threat to life in the course of mental disorders
E.U15.	recognizes states under the influence of alcohol, drugs and other stimulants
E.U16.	plans diagnostic, therapeutic and preventive procedures regarding mental disorders
E.U17.	analyzes the possible adverse effects of particular drugs and the interactions between them
E.U18.	proposes that existing therapeutic guidelines and other treatment methods be individualized if standard therapy is ineffective or contraindicated
E.U19.	recognizes the signs of drug dependency and proposes treatment
E.U20.	decides that a given patient is eligible for home or hospital treatment
E.U23.	proposes a rehabilitation program for the most common diseases
E.U24.	interprets the results of laboratory tests and identifies the causes of deviations
E.U32.	plans specialist consultations
E.U38.	keeps a patient's medical records

* In appendix to the Regulation of Minister of Science and Higher education from 26th of July 2019 „graduate”, not student is mentioned.

5. ADDITIONAL EFFECTS OF LEARNING (non-compulsory)

Number of effect of learning	Effects in the field of:
-------------------------------------	---------------------------------

Knowledge – Graduate knows and understands:

K1	Has a basic knowledge about different types of psychotherapy
K2	Understands the impact of psychological factors on patient adherence to recommended treatment

Skills– Graduate is able to:

S1	Establishes ethical and professional relations with patients suffering from mental disorders
S2	Increases patient motivation and adherence to treatment

Social Competencies – Graduate is ready for:

SC1	Presents diagnosis of a patient and discusses it with other students
SC2	

6. CLASSES

Form of class	Class contents	Effects of Learning
Seminar 1 (3 hours)	Sexual disorders – Etiology, diagnosis, classification and treatment	<i>E.W21</i>
Seminar 2 (1 hours)	Eating disorder and insomnias: Etiology, diagnosis, classification and treatment	<i>E.W15, E.W16, E.W17, E.W22</i>
Seminar 3 (2 hours)	Psychopharmacology and diagnostic methods – the rules medication and the laboratory diagnostic methods	<i>E.W38, E.W39</i>
Seminar 4 (3hours)	Suicide, aggression, forensic issues – Emergency and forensic psychiatry	<i>E.W18</i>
Seminar 5(1 hour)	Public psychiatry and Organization and functions of Mental Health Centers	<i>E.W22</i>
Classes 1 (12 hours)	Diagnosis and therapy within Mental Health Center	<i>E.U5, E.U12-E.U20, E.U23-E.U24, E.U32, E.U38</i>
Classes 2 (6 hours)	Introduction to psychotherapy; models of psychotherapy, criteria of qualification to different types of psychotherapy	<i>E.U16, E.U18, E.U20</i>
Classes 3 (12 hours)	management with insomnia in clinical practice	<i>E.U16, E.U17, E.U18</i>
Classes 4 (16 hours)	management with older patients	<i>E.U5, E.U12-E.U20, E.U23-E.U24, E.U32, E.U38</i>
Classes 5 (2 hours)	use of restrains and management with aggressive patient	<i>E.U5, E.U16, E.U38</i>
Classes 6 (2 hours)	psychiatric rehabilitation	<i>E.U16, E.U32, E.U38</i>

7. LITERATURE**Obligatory**

1. Semple D, Smyth R. Oxford Handbook of Psychiatry. Fourth Edition. Oxford University Press. 2019.
2. Tyrer P. Making Sense of the ICD-11: For Mental Health Professionals. Cambridge University Press. 2023

Supplementary

8. VERIFYING THE EFFECT OF LEARNING

Code of the course effect of learning	Ways of verifying the effect of learning	Completion criterion
E.W15-E.W39	Colloquium – test on the last day of course, <i>consisting of 20 single select multiple choice questions.</i>	At least 60% of correct answers on test
E.U5-E.U38	Written description of mental states of two patients with different disorders, presented during classes.	Accepted by the assistant

9. ADDITIONAL INFORMATION (*information essential for the course instructor that are not included in the other part of the course syllabus e.g. if the course is related to scientific research, detailed description of, information about the Science Club*)

Classes and seminars takes place at:

DREWNICA= Drownica Hospital, - ul. Rychnińskiego 1, Ząbki, meeting at main entrance to the new building.

KONDRATOWICZA 8= Brodnowski Hospital, ul. Kondratowicza 8, Building G, 4th floor

SUWALSKA 11= Brodnowski Hospital, Daily Psychiatric Ward, ul. Suwalska 11

In case of epidemiological restrictions = ONLINE

The first seminar takes place in lecture hall in Brodnowski Hospital, ul. Kondratowicza 8, pawilon "G".

The detailed program of seminars and classes will be presented a during the first seminar

Medical University of Warsaw has property rights, including copyright, to the syllabus. The syllabus may be used for educational purposes at the MUW only. Using of the syllabus for other purposes requires consent of the MUW.

ATTENTION

The final 10 minutes of the last class in the block/semester/year should be allocated to students' Survey of Evaluation of Classes and Academic Teachers.



Emergency medicine

1. IMPRINT	
Academic Year	2025/2026
Department	Faculty of Medicine
Field of study	Medicine
Main scientific discipline	Medical science
Study Profile	General academic
Level of studies	Uniform MSc
Form of studies	Full time studies
Type of module/ course	Obligatory
Form of verification of learning outcomes	Exam
Educational Unit / Educational Units	Emergency Department The Infant Jesus Clinical Hospital (Szpital Kliniczny Dzieciątka Jezus) Lindleya 4, 02-005 Warsaw, phone: 48 22 502 13 23 e-mail: medycynaratunkowa@wum.edu.pl
Head of Educational Unit / Heads of Educational Units	prof. dr hab. n. med. Jarosław Czerwiński
Course coordinator	prof. dr hab. n. med. Jarosław Czerwiński
Person responsible for syllabus	prof. dr hab. n. med. Jarosław Czerwiński jaroslaw.czerwinski@wum.edu.pl , medycynaratunkowa@wum.edu.pl

Teachers	prof. dr hab. n. med. Jarosław Czerwiński, lek. Leszek Gądek, dr n. med. Małgorzata Gościński, lek. Łukasz Jabłoński, dr n. o zdr. Ewelina Janczewska, mgr Sławomir Paszek, dr n. o zdr. Łukasz Szemis, dr n. o zdr. Dominika Telecka-Gądek, lek. Monika Trujnara, dr n. med. Zenon Truszcowski, dr n. o zdr. Wojciech Wieczorek, dr hab. n. med. Bogumiła Wołoszczuk-Gębicka, mgr Radosław Zieliński
-----------------	---

2. BASIC INFORMATION

Year and semester of studies	Year VI. Semester XI and XII	Number of ECTS credits	4,0
FORMS OF CLASSES	Number of hours	ECTS credits calculation	
Contacting hours with academic teacher			
Lecture (L)			
Seminar (S)	10		0,40
Classes (C)	50		2,00
e-learning (e-L)			
Practical classes (PC)			
Work placement (WP)			
Unassisted student's work			
Preparation for classes and completions	40		1,60

3. COURSE OBJECTIVES

O1	The aim of education is to acquire by students appropriate educational effects in the field of emergency medicine, i.e. dealing with patients in conditions directly threatening health and life in accordance with current medical knowledge.
O2	<p>In terms of knowledge, the goal is to acquire or consolidate the thematic information by the student in the following areas:</p> <ul style="list-style-type: none"> - the structure and function of the human body in normal and pathological conditions; - symptoms and course of diseases directly threatening health and life; - diagnostic and therapeutic procedures appropriate for emergency medicine; - ethical, social and legal conditions of performing the profession of emergency medicine doctor and principles of health promotion. <p>The student bases his knowledge on scientific evidence and accepted norms.</p> <p>In terms of skills, the aim of education is to acquire them in the thematic areas:</p> <ul style="list-style-type: none"> - diagnosis of a medical problem and determination of priorities in the field of emergency medicine physician responsibilities; - diagnosis of life-threatening conditions requiring immediate intervention; - planning the diagnostic procedure and interpreting its results; - implementation of proper and safe therapeutic treatment and prediction of its consequences.

O3	In the field of social competences is the construction of the attitude of a doctor who can establish and maintain a deep and respectful contact with the patient.
----	---

4. STANDARDS OF LEARNING – DETAILED DESCRIPTION OF EFFECTS OF LEARNING <i>(concerns fields of study regulated by the Regulation of Minister of Science and Higher Education from 26 of July 2019; does not apply to other fields of study)</i>	
Code and number of effect of learning in accordance with standards of learning	Effects in the field of: <i>(in accordance with appendix to the Regulation of Minister of Science and Higher education from 26th of July 2019)</i>

Knowledge – Graduate* knows and understands:

F.W1 p. 1-4	causes, symptoms, principles of diagnosis and therapeutic treatment in relation to the most common diseases requiring surgical intervention taking into account the distinctions of childhood, in particular: <ol style="list-style-type: none"> 1) acute and chronic diseases of abdominal cavity, 2) chest diseases, 3) limb and head diseases, 4) bone fractures and organ injuries;
F.W2	specific pediatric surgery, including traumatology, otolaryngology, acquired defects and diseases in children which require surgical treatment;
F.W3	rules of qualification and performance, as well as the most common complications of basic surgical procedures and invasive diagnostic and therapeutic procedures;
F.W6	indications for and principles of use of intensive care;
F.W7	applicable recommendations concerning resuscitation of newborns, children and adults;
F.W8	rules of operation of the integrated state system of medical emergency;
F.W10	problems of contemporary imaging studies, in particular: <ol style="list-style-type: none"> 1) radiological symptomatology of basic diseases, 2) instrumental methods and imaging techniques used to perform therapeutic procedures, 3) indications, contraindications and preparation of patients for particular types of imaging examinations and contraindications to the use of contrast agents;
F.W13	causes, symptoms, principles of diagnosis and therapeutic treatment in the case of the most common diseases of the central nervous system in terms of: <ol style="list-style-type: none"> 1) cerebral oedema and its consequences with a particular reference to emergencies, 2) other forms of intracranial narrowness with their consequences, 3) cranial-cerebral injuries, 4) vascular defects of the central nervous system, 5) tumors of the central nervous system, 6) diseases of the spine and spinal cord;
F.W16	treatment algorithm for particular stages of accidental hypothermia and post-traumatic hypothermia.

Skills– Graduate* is able to:

F.U1	assist in a typical surgery, prepare the surgical field and use local anaesthetics at the operated area;
F.U2	use the basic surgical tools;

F.U3	observe the rules of asepsis and antisepsis;
F.U5	place a venous access;
F.U7	assess the result of radiographic studies in terms of the most frequent kinds of fractures, especially long bone fractures;
F.U8	immobilise a limb temporarily, choose the kind of immobilisation necessary to be applied in typical clinical cases and control the appropriate blood flow in the limb after an immobilising dressing is put on;
F.U9	apply a dressing in the case of external bleeding;
F.U10	perform basic life resuscitation with automated external defibrillation devices and other resuscitation measures, as well as first aid;
F.U11	perform resuscitation according to the latest advanced guidelines;
F.U12	monitor perioperative care with the aid of basic vital signs;
F.U21	assess an unconscious patient according to the international point scales;
F.U22	diagnose the symptoms of intracranial hypertension;
F.U23	assess the indications for suprapubic puncture and participate in the procedure;
F.U24	assist with common urological procedures (diagnostic and therapeutic endoscopic procedures of the urinary system, lithotripsy, prostate cancer biopsy);

* In appendix to the Regulation of Minister of Science and Higher education from 26th of July 2019, „graduate”, not student is mentioned.

5. ADDITIONAL EFFECTS OF LEARNING (non-compulsory)	
Number of effect of learning	Effects in the field of:
Knowledge – Graduate knows and understands:	
Skills– Graduate is able to:	
Social Competencies – Graduate is ready for:	
SC1	Able to establish and maintain a deep and respectful contact with the patient, provides mental support with special consideration of elderly and infirm.
SC2	Student is guided by the good of the patients, putting them in the foreground.
SC3	Student respects medical confidentiality and patient's rights.
SC4	Student is aware of his own limitations and the has ability to constantly improve his skills.

SC5	Student can cooperate with other members of the emergency medical team.
SC6	Student can cooperate with other health care professionals.
SC7	Student shows respect for the patient through understanding for worldview and cultural differences.

6. CLASSES		
Form of class	Class contents	Effects of Learning
Seminars/ classes	Life-saving treatments: BLS, ALS, AED. A universal algorithm for life-saving activities.	F.W6, F.W7., F.W13.
Seminars/ classes	Acute coronary syndromes. Severe heart rhythm disturbances. ECG in emergency medicine.	F.W6, F.W7.
Seminars/ classes	Physiological and pathophysiological distinctions of childhood. Cardiac arrest in children. PALS - advanced emergency procedures in pediatric patients.	F.W1., F.W2., F.W6, F.W7.
Seminars/ classes	Disorders with dyspnoe and respiratory failure: asthmatic condition, COPD, pulmonary edema, pulmonary embolism, anaphylaxis.	F.W6, F.W7., F.W10.
Seminars/ classes	Acute surgical diseases (pneumothorax, gastrointestinal bleeding, burns).	F.W1., F.W3., F.W10., F.W13.
Seminars/ classes	Medications and infusion fluids in emergency medicine	F.W1., F.W3., F.W10., F.W13.
Seminars/ classes	Acute metabolic syndromes: hypo- and hyperglycemia, hyper- and hypokalemia, hypo- and hypernatremia, hyperammonaemia, poisoning.	F.W6, F.W7.
Seminars/ classes	Resuscitation of the newborn immediately after birth.	F.W6, F.W7.
Seminars/ classes	Mass events. Pre-hospital and hospital segregation of patients (triage). Multi-organ injuries. Application of FAST (focused assessment with sonography for trauma).	F.W2., F.W6, F.W7.
Seminars/ classes	Diagnosis of sudden life-threatening conditions and rules of treatment in these states.	F.U10., F.U11., F.U21.
Seminars/ classes	Clinical evaluation of the unconscious patient.	F.U11., F.U21.
Seminars/ classes	Activities in the algorithm of basic and advanced rescue operations, specifying patients up to 18 years of age and adult patients, including using phantoms.	F.U10., F.U11., F.U21.
Seminars/ classes	ECG – technical skills and interpretation	F.U10.
Seminars/ classes	Monitoring vital signs using a cardiomonitor.	F.U10., F.U11., F.U21.
Seminars/ classes	Performing electrical cardioversion and heart defibrillation.	F.U10., F.U11.
Seminars/ classes	Arterial and venous blood collection including the ability to introduce a peripheral venous line.	F.U5.




Seminars/ classes	Introduction of the oropharyngeal tube.	F.U11.
Seminars/ classes	Using pulse oximetry and kapnometry.	F.U10.
Seminars/ classes	Ventilation through a face mask with a self-expanding sack.	F.U11.
Seminars/ classes	Knowledge of the basic principles of conducting replacement ventilation.	F.U10., F.U11.
Seminars/ classes	Treatment with oxygen.	F.U10., F.U11.
Seminars/ classes	Urinary bladder catheterisation.	F.U2., F.U23., F.U24.
Seminars/ classes	Insertion of naso-gastrial tube and Sengstakena-Blakemore tube.	F.U2.
Seminars/ classes	Clinical assessment i cases of acute abdomen.	F.U1.
Seminars/ classes	Assessment conditions and indication to cystostomy.	F.U1.
Seminars/ classes	Evaluation of signs and symptoms of intracranial hyoertension.	F.U22.
Seminars/ classes	Pleura puncture and pleural fluid collection.	F.U2.
Seminars/ classes	Pleural drainage.	F.U2.
Seminars/ classes	The ability to use initial deflation of the pleural cavity in the event of an emergency episode.	F.U2.
Seminars/ classes	Ability to use initial decompression of cardiac tamponade.	F.U3.
Seminars/ classes	Making decision in the issue of selection between X-ray, CT, MRI or USG imaging, and identifying life threatening signs in these diagnostic instruments	F.U7.
Seminars/ classes	Abdominal puncture and drainage.	F.U2.
Seminars/ classes	Calculation of drug doses, also drug doses to infusion in pumps.	F.U11., F.U12.
Seminars/ classes	Monitoring of poisoned patient.	F.U10., F.U21.
Seminars/ classes	Poisoning treatment.	F.U21.
Seminars/ classes	Management in hemorrhagic shock.	F.U9.
Seminars/ classes	Blood and blood components treatment.	F.U9.
Seminars/ classes	Management in acute metabolic disorders.	F.U21.


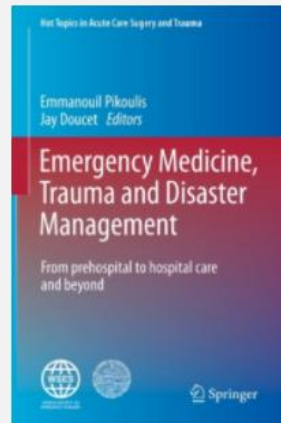
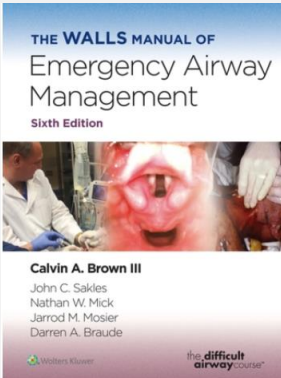
Seminars/ classes	Multi-trauma and traumatic shock management.	F.U8., F.U9.
Seminars/ classes	Treatment with external hemorrhage.	F.U9.
Seminars/ classes	Use of basic first aid devices (triangular bandage, personal dressing, pressure dressing, thermal blanket, orthopedic board, Kramer's rail, cervical collar).	F.U7.
Seminars/ classes	Preparing the patient for transportation.	F.U8.
Seminars/ classes	Triage	F.U21.

English Division. 6th year. Seminars, exercises, skills. 2024-25

Code	Seminars: 8-9.30	Exercises: 9.30-12.30 Simulations	Activities performed. Skills transferred. Skills acquired by the student.
ALS	Life saving treatments: BLS, ALS, AED. An universal algorithm for life-saving activities.	Exercises (scenarios) with BLS, ALS, AED using a manikin. Advanced ALS schemes	Diagnosis of cardiac arrest. Conducting indirect cardiac massage, ventilation, defibrillation and evaluation of the effectiveness of these procedures. Monitoring of vital signs.
HEART	Acute coronary syndromes. Severe heart rhythm disturbances. ECG in emergency medicine.	Exercises (scenarios) for the treatment of acute coronary syndromes and acute cardiac arrhythmias in pre-hospital care and SOR. Emergency ECG: heart attack, arrhythmias, pulmonary embolism, electrolyte disturbances.	ECG, external cardiac stimulation, electrical cardioversion.
RESP	Disorders with dyspnoea and respiratory failure: asthmatic condition, COPD, pulmonary edema, pulmonary embolism, anaphylaxis.	The principles of oxygen therapy and ventilation. Instrumental and non-instrumental methods of airway management. Cricothyroidotomy. Simulation 6. Pulmonary edema.	Ventilation of the patient. Endotracheal intubation rules. Introduction of the oropharyngeal tube and laryngeal mask. Ventilation using a self-expanding bag and face mask and after inserting the device.
SURG	Acute surgical diseases (pneumothorax, gastrointestinal bleeding, burns).	Treatment of pneumothorax, treatment of gastrointestinal bleeding. Principles of blood and plasma treatment. Simulation 4. Multi-organ injury. Pelvic fracture. Stomach pneumothorax. Simulation 3. Burns.	Insertion of a naso-gastric tube, and Sengstaken-Blakemore tube. Putting on a pressure dressing and a ruffler. Documentation related to blood treatment.
PED1	Physiological and pathophysiological distinctions of childhood. Cardiac arrest in children. PALS - advanced emergency procedures in pediatric patients.	Exercises (scenarios) from BLS, PALS, AED with the use of a child dummy. Exercises of advanced PALS schemes. Simulation 1: Cardiac arrest	Diagnosis of cardiac arrest in children. Conducting indirect cardiac massage, ventilation, defibrillation and evaluation of the effectiveness of these procedures.
PED2	Resuscitation of the newborn immediately after birth.	Advanced PALS diagrams in children and newborns immediately after birth. Pharmacotherapy in PALS. Instrumental and non-instrumental methods of clearing the airways. Procedure in case of aspiration and choking in children. Principles of oxygen therapy and ventilation of children. Treatment of pain associated with trauma in	Inserting the oropharyngeal tube and laryngeal mask in children. Oxygen therapy. Ventilation, <u>Conicotomy</u> in children. Management of hemorrhagic shock. Fluid therapy and treatment with blood products. Management of <u>Hiperkalemia</u> .

		children. Hemorrhagic shock. Hyperkalemia.	
MET	Acute metabolic syndromes: hypo- and hyperglycemia, hyper- and hypokalemia, hypo- and hypernatremia, hyperammonaemia, poisoning.	Discussion of principles for the diagnosis and treatment of acute metabolic disorders. Simulation 7. Metabolic disorders.	Simple diagnosis and treatment of acute metabolic disorders.
DRUGS	Medications and infusion fluids in emergency medicine	Administration of basic drugs in cardiopulmonary resuscitation and other life-threatening situations. Modern fluid therapy. Methods of obtaining central and peripheral venous access. Intraosseous access.	Calculation of drug doses, especially doses to infusion in pumps.
TRAUMA	Mass events. Pre-hospital and hospital segregation of patients (triage). Multi-organ injuries. Application of FAST (focused assessment with sonography for trauma).	Segregation of patients (triage scenarios). Management of multi-trauma injuries. Evaluation of patients after trauma (International Trauma Life Support algorithms). Simulation 5. Multiple organ injury. Spinal fracture. Broken limbs. Simulation 9. Multiple organ injury, abdominal bleeding.	Simulation of segregation of patients. Documentation of triage. Techniques of life-saving diagnostic and therapeutic procedures: puncture of the body cavities (puncture and pleural drainage, puncture and abdominal drainage, pericardial sac puncture), intersection. Techniques of using the equipment (orthopedic board, cervical collar, Kramer's rail). The use of ultrasound and other imaging techniques in the emergency department in patients with multiple site injuries.
CREDIT 8.00 – 12.30			EXAM (on-line) 14.00 – 20.00

7. LITERATURE	
Obligatory	
The ERC Guidelines 2021 https://cprguidelines.eu/	
Campbell JE, Alson RL: International Trauma Life Support for Emergency Care Providers. 9th Edition. Pearson 2020	
Rita K. Cydulka, Michael T. Fitch, Scott A. Joing, Vincent J. Wang, David M. Cline, O. John Ma. Emergency Medicine Manual. McGraw-Hill Education 2018	

Supplementary	
R. Bachur, K. Shaw, J. Chamberlain, J. Lavelle et al. Fleisher & Ludwig's Textbook of Pediatric Emergency Medicine. 2020	
Emmanouil Pikoulis, Jay Doucet. Emergency Medicine, Trauma and Disaster Management. Springer. Berlin 2022	
Brown C, Sakles J, Mick Nathan, Mosier Jarrod, Braude Darren. The walls Manual of Emergency Airway Management. Wolters Kluwer Health 2022	

8. VERIFYING THE EFFECT OF LEARNING		
Code of the course effect of learning	Verifying the effect of learning	Completion criterion
<i>e.g. G.K1, G.S1, K1</i>	<i>This field defines the methods used for grading students e.g. pop quiz, test, written report etc.</i>	<i>e.g. threshold number of points</i>

F.W1.	Current assessment of knowledge and skills by the assistant, practical final, exam	Positive assessment of knowledge and skills by the teachers. Positive final pass. Exam result: more than 45 out of 60 possible points. The exam grade scale is as follows:																
		<table><tr><th colspan="2">Kryteria i skala ocen z egzaminu testowego Criteria and grading scale for the test exam</th></tr><tr><th>Kryteria Criteria</th><th>Ocena Course grade</th></tr><tr><td>58-60 punktów (points)</td><td>5,0 bardzo dobry (very good)</td></tr><tr><td>55-57 punktów (points)</td><td>4,5 ponad dobry (good +)</td></tr><tr><td>52-54 punktów (points)</td><td>4,0 dobry (good)</td></tr><tr><td>49-51 punktów (points)</td><td>3,5 dość dobry (satisfactory +)</td></tr><tr><td>46-48 punktów (points)</td><td>3,0 dostateczny (satisfactory)</td></tr><tr><td>< 46 punktów (points)</td><td>2,0 niedostateczny (unsatisfactory)</td></tr></table>	Kryteria i skala ocen z egzaminu testowego Criteria and grading scale for the test exam		Kryteria Criteria	Ocena Course grade	58-60 punktów (points)	5,0 bardzo dobry (very good)	55-57 punktów (points)	4,5 ponad dobry (good +)	52-54 punktów (points)	4,0 dobry (good)	49-51 punktów (points)	3,5 dość dobry (satisfactory +)	46-48 punktów (points)	3,0 dostateczny (satisfactory)	< 46 punktów (points)	2,0 niedostateczny (unsatisfactory)
	Kryteria i skala ocen z egzaminu testowego Criteria and grading scale for the test exam																	
	Kryteria Criteria	Ocena Course grade																
	58-60 punktów (points)	5,0 bardzo dobry (very good)																
	55-57 punktów (points)	4,5 ponad dobry (good +)																
	52-54 punktów (points)	4,0 dobry (good)																
	49-51 punktów (points)	3,5 dość dobry (satisfactory +)																
	46-48 punktów (points)	3,0 dostateczny (satisfactory)																
< 46 punktów (points)	2,0 niedostateczny (unsatisfactory)																	
F.W2.	As above	As above																
F.W3.	As above	As above																
F.W6.	As above	As above																
F.W7.	As above	As above																
FW8.	As above	As above																
F.W10.	As above	As above																
F.W13.	As above	As above																
F.W16.	As above	As above																
F.U1.	As above	As above																
F.U2.	As above	As above																
F.U5.	As above	As above																
F.U7.	As above	As above																
F.U8.	As above	As above																
F.U9.	As above	As above																
F.U10.	As above	As above																
F.U11.	As above	As above																
F.U12.	As above	As above																
F.U21.	As above	As above																
F.U22.	As above	As above																
F.U23.	As above	As above																
F.U24.	As above	As above																

K1	As above	As above
K2	As above	As above
K3	As above	As above
K4	As above	As above
K5	As above	As above
K6	As above	As above
K7	As above	As above

9. ADDITIONAL INFORMATION(*information essential for the course instructor that are not included in the other part of the course syllabus e.g. if the course is related to scientific research, detailed description of, information about the Science Club*)

2025.08.19.

Information for students of the 6th year of medicine on the course in emergency medicine in the academic year 2025/26

- Classes (seminars and exercises) will be conducted in a stationary form in the premises of the Department of Emergency Medicine (Szpital Kliniczny Dzieciątka Jezus, ul. Lindley'a 4).
If occasionally the form of classes will be changed into on-line form Students will be inform on this matter immediately (e-learning page , mail to group leader).
- Clinical exercises, in bedside classes, will be conducted at the Emergency Department of the Szpital Kliniczny Dzieciątka Jezus, ul. Lindley'a 4.
- During full-time classes in the premises of ZMR and SOR Students, the Regulations apply.
- Additional materials (films, source texts, studies) will be posted on the e-learning platform.
- Access to materials uploaded on the platform will be provided throughout the entire academic year.
- Classes at the Medical Simulation Center (CSM) take place on dates and according to the rules in force at the Center
- The conditions for completing the course are:
 - holding seminars and practical exercises at the Department of Emergency Medicine;
 - classes at CSM ;;
 - use of all materials posted on the e-learning platform;
 - passing the exam in the remote formula (e-learning platform, on-line access from 2 p.m. to 8 p.m.) on Friday, ending the two-week course.
- A detailed schedule of classes divided into groups will be posted on the Department's website and on the e-learning platform. The schedule will include classes at the Medical Simulation Center and the exam.
- The documents linked in content to this Information are: Regulations for Students in force during full-time classes in the premises of the Department of Emergency Medicine, Two-week program of teaching emergency medicine for the 6th year of medical faculties in the academic year 2025-26, detailed schedule of classes, Syllabus of the subject.

2025.08.19.

Regulations for students applicable during full-time classes in the premises of the Department of Emergency Medicine and the Hospital Emergency Department

- Before starting classes, the student is required to read these regulations and the documents (available on the Department's website and on the e-learning platform):
 - thematically related to the classes (Information for students of the 6th year of the Faculty of Medicine on the course in emergency medicine in the 2025-26 academic year, subject syllabus, two-week curriculum for the 6th year of medical faculties in the 2025-26 academic year, detailed schedule of classes;
- Before and during classes, the student should follow the current epidemic rules.
- The student is obliged to prepare individually for each class based on the indicated literature, materials available on the e-learning platform and information published on the Department's website.
- The student participates in full-time classes in the group indicated in the schedule of classes. Changing the group at the student's request requires the individual consent of the Subject Coordinator.
- The organization of stationary classes may change. Information on changes for individual groups will be posted on the e-learning platform no later than the day preceding the block of Emergency Medicine classes.

6. In special situations and confirmed by an appropriate document, the Student's absence during full-time classes does not require making up. These situations include: the student's wedding, death of the closest family member of the student, summons to court, honorary blood donation on a given day, quarantine or epidemiological supervision.
7. Any other absence requires making up after obtaining the consent of the assistant conducting the classes on the jointly selected date.
8. The student is obliged to change shoes and, if there are classes at the bedside, also outerwear in the cloakroom on the premises of the Institute. Footwear must have a non-marking sole and medical protective clothing should be neat, functional and safe.
9. During practical classes, students perform exercises under the supervision of an assistant conducting the classes, observing the safety rules indicated by him.
10. After completing the practical classes, students organize and disinfect the used equipment according to the rules indicated by the teaching assistant.
11. The student is obliged to comply with the health and safety rules and the protection of fire safety in force on the premises of the Institute.
13. In particular, it is prohibited to:
- use of training equipment without the consent and supervision of the teaching assistant
 - use of electrical devices, especially a cardiac defibrillator monitor, without the consent and supervision of the teaching assistant.
14. In connection with COVID-19, until further notice, a mixed teaching formula is in force, with a limitation of the number of stationary classes, conducting stationary classes in smaller groups, participation in remote classes, cancellation of classes at the bedside.
15. In matters not covered above, the Study Regulations of the Medical University of Warsaw apply.

ATTENTION

The final 10 minutes of the last class in the block/semester/year should be allocated to students' Survey of Evaluation of Classes and Academic Teachers.



Family medicine

1. IMPRINT

Academic Year	2025/2026
Department	Faculty of Medicine
Field of study	Medicine
Main scientific discipline	Medical Science
Study Profile	General academic
Level of studies	uniform MSc
Form of studies	Full time studies
Type of module / course	Obligatory
Form of verification of learning outcomes	Exam
Educational Unit / Educational Units	Department of Family Medicine (1MH), MUW 6 Binieckiego St, 02-097 Warsaw 4th floor, rooms: 5.52, 5.53, 5.54 (University Dentistry Centre) Phone: +48 22 116 62 32
Head of Educational Unit / Heads of Educational Units	Życińska Katarzyna MD, PhD, Prof. katarzyna.zycinska@wum.edu.pl
Course coordinator	Życińska Katarzyna MD, PhD, Prof. katarzyna.zycinska@wum.edu.pl Puchala Mateusz MD, PhD family.medicine@wum.edu.pl
Person responsible for syllabus	Życińska Katarzyna MD, PhD, Prof. katarzyna.zycinska@wum.edu.pl
Teachers	Falszewska Anna MD, PhD Górecki-Gomoła Adam MD Kalisz Marcin MD Konarzewska Anna MD Morgiewicz Małgorzata MD Puchala Mateusz MD, PhD Szyszka Michał MD Szwaj Magdalena MD Szydłarska Dorota MD, PhD Zielonka Maria Tadeusz MD, PhD, associate Prof.

	Życińska Katarzyna MD, Ph.D, Prof. Practical classes: Family Medicine PIM MSWiA Health Centre group Biovena Health Centre group FAMILIA Pruszków Health Centre group Warszawa Wola-Śródmieście Health Centre group
--	--

2. BASIC INFORMATION			
Year and semester of studies	VI year, 11 semester (winter)	Number of ECTS credits	4.00
FORMS OF CLASSES		Number of hours	ECTS credits calculation
Contacting hours with academic teacher			
Lecture (L)			
Seminar (S)		10	0,4
Classes (C)		50	2,0
e-learning (e-L)			
Practical classes (PC)			
Work placement (WP)			
Unassisted student's work			
Preparation for classes and completions		40	1,6

3. COURSE OBJECTIVES	
O1	Present basic knowledge on the organization of primary care and practical aspects of simple procedures. Students discuss the principles of family doctor's cooperation with a specialist doctor and pre-and post-hospital care.
O2	The most common conditions in primary care (treat a wide range of medical conditions and injuries for patients of all ages, genders, and states of health).
O3	Medical consultation and communication with the patients as family doctor/general practitioner.

4. STANDARDS OF LEARNING – DETAILED DESCRIPTION OF EFFECTS OF LEARNING

Code and number of the effect of learning in accordance with standards of learning	Effects in the field of: <i>(in accordance with appendix to the Regulation of Minister of Science and Higher education from 26th of July 2019)</i>
---	---

Knowledge – Graduate* knows and understands:

G.K1	E.W2 rules of nutrition of healthy and sick children, protective vaccinations and routine children's health checks
G.K2	<p>E.W7 reasons, symptoms, diagnostic and treatment procedures of the most frequent internal diseases and their complications in adult patients:</p> <ol style="list-style-type: none"> 1) circulatory system diseases, including coronary heart disease, heart defects, endocardium disease, cardiomyopathy, pericardium diseases, cardiac failure (acute and chronic), artery and vein diseases, hypertension: essential and secondary, pulmonary hypertension, 2) respiratory system diseases, including respiratory tract diseases, chronic obstructive pulmonary disease, bronchial asthma, bronchiectasis, cystic fibrosis, respiratory system infections, interstitial lung diseases, pleural diseases, mediastinal disorders, obstructive and central sleep apnoea, respiratory failure (acute and chronic), respiratory system cancers, 3) rheumatic diseases, including systemic diseases of connective tissue, systemic vasculitis, arthritis with the involvement of the spine, bone metabolic diseases, in particular osteoporosis and osteoarthritis, gout, 4) water-electrolytic disturbances and acid-base disturbances, dehydration, hyperhydration, electrolyte imbalance, acidosis and alkalosis;
G.K3	E.W8. course and symptoms of the process of aging, as well as the rules of the general geriatric assessment and the interdisciplinary care of elderly patients;
G.K4	E.W38. causes, symptoms, diagnosis and treatment of the most common diseases and the specific problems in the family practice.

Skills– Graduate* is able to:

G.S1	E.U1. collect medical history from adult patients;
G.S2	E.U2. collect medical history from a child and its family;
G.S3	E.U3. conduct a complete and targeted physical examination in adults;
G.S4	E.U4. conduct a physical examination of children of any age;
G.S5	E.U12. perform the differential diagnosis of the most common diseases in adults and children;
G.S6	E.U16. plan diagnostic, therapeutic and preventive treatment;
G.S7	E.U20. qualify patients for home and hospital treatment;

G.S8	E.U24. interpret laboratory test results with the identification of reasons for deviation;
G.S9	E.U27. qualify a patient for vaccinations;
G.S10	E.U29. perform the basic medical procedures, including: 9) body temperature measurement, pulse count and non-invasive blood pressure check, 10) standard resting electrocardiogram with adequate interpretation, electrical cardioversion and defibrillation, simple strip test and blood glucose check;
G.S11	E.U32. plan specialist consultations.

* In appendix to the Regulation of Minister of Science and Higher education from 26th of July 2019 „graduate”, not student is mentioned.

5. ADDITIONAL EFFECTS OF LEARNING (non-compulsory)	
Number of effect of learning	Effects in the field of:
Knowledge – Graduate knows and understands:	
K1	K.S3 Student respects medical confidentiality and patient's rights.
Skills– Graduate is able to:	
S1	K.S2 Student is guided by the good of the patients, putting them in the foreground.
Social Competencies – Graduate is ready for:	
SC1	K.S1 Able to establish and maintain a deep and respectful contact with the patient.

6. CLASSES		
Form of class	Class contents	Effects of Learning
Seminar (S)	S1. Rheumatic diseases in GP practice. S2. Heart failure in GP practice. S3. Cough diagnosis in GP practice. S4. The impact of air pollution and climate change on health. S5. The paediatric patient in family doctor's practice.	G.K1 – G.K.4; K1; S1; SC1
Classes (C)	C1-12. Practical classes in family doctor's clinic – 7 meetings.	G.S1 - G.S11; K1; S1; SC1

7. LITERATURE
Obligatory
Textbook of Family Medicine. Author: Robert and David P. Rakel. Ninth Edition.Elsevier 2015.

Supplementary

8. VERIFYING THE EFFECT OF LEARNING

Code of the course effect of learning	Ways of verifying the effect of learning	Completion criterion
G.K1 – G.K.4; G.S1 - G.S11; K1; S1; SC1	1. Complete the entire course and attendance at all classes. 2. Exam - SCQ test (50 questions).	70%

9. ADDITIONAL INFORMATION

Regulations for students during classes at the Department of Family Medicine

1. The student is obliged to read the syllabus <https://ed.wum.edu.pl/students/curriculum/curriculum/> and time-table on the website www.medycynarodzinnna.wum.edu.pl -> English Division.
2. Seminars start at 3.00 p.m. If any changes occur - remember point 1.
3. The students participate in classes (seminars and practice) **only with their Dean's group**. Possible group change is allowed in exceptional, justified situations and requires individual approval of course coordinator (according to MUW Regulations) – family.medicine@wum.edu.pl.
4. The student must complete the entire course - all seminars and practical classes. Any absence requires working off - absence is acceptable.
5. The student is obliged to follow the Medical University of Warsaw Regulations (available on the University's website).
6. During classes with patients, students keep seriousness and silence.
7. Meals and drinks should be consumed during breaks.
8. Attendance card should be returned to secretariat no longer than a week after the end of classes.
9. Student should obtain credits for family medicine in the plan of study, but no longer than 2 weeks after the end of the course.
10. Students can get credit and proceed to the final exam (winter session) only after completing all Department's requirements.
11. Attention! The material from the seminars from both the 4th and 6th year and the current literature are obligatory for the exam.
12. Any comments or complaints regarding the final test are considered before leaving the examination room.
13. Examination grades are final, and we do not allow positive ratings to be improved.
14. The person responsible for students' affairs: Mateusz Puchala MD, PhD - family.medicine@wum.edu.pl

ATTENTION!

Please ensure about the form and location of classes on the website www.medycynarodzinnna.wum.edu.pl -> English Division.

Medical University of Warsaw has property rights, including copyright, to the syllabus. The syllabus may be used for educational purposes at the MUW only. Using of the syllabus for other purposes requires consent of the MUW.

ATTENTION

The final 10 minutes of the last class of the block/semester/year should be allotted for students to fill out the Survey of Evaluation of Classes and Academic Teachers

SPECIALTY CLASSES:

The specialty classes are held in two clinical blocks (3-weeks each in the mornings) during last 6 weeks of the spring semester 2025/2026.

Student can be enrolled for the subjects given below according to preferences and to the capacity of the teaching clinics:

I	First 3-week block (90h): Obstetrics and Gynecology (8 Kondratowicza St), Surgery (19/25 Stępińska St.), Urology, Psychiatry (Bródnowski Hospital) 4.05-22.05.2026	II	Second 3-week block (90h): Anesthesiology, Pediatrics (cardiology), Ophthalmology, Neurology (Bielański Hospital, 80 Ceglowska St.) Internal medicine - Cardiology (min. 15 students to open class) 25.05-12.06.2026
----------	--	-----------	--